

BRAKE CONTROLLERS

* = Special Order/Non-Stock

B

BRAKE CONTROLS

	Drawtite Activator 5100	2 and 4 Brake Trailers 100% Solid State Easy "Sync" Adjustments, No Hydraulic Connections No Moving Parts or Pendulums Mounts Anywhere - No Leveling Required 3 Year Warranty
	Drawtite Activator II 5500	2,4,6,& 8 Brake Trailers Thumb Wheel Output Adjustment Digital Output Indicator Overload Protector Lifetime Limited Warranty
	Drawtite Activator III 5520	Activator® III Electronic Brake Control, for 1 to 4 Axle Trailers, Timed Actuated no wires included must purchase separate Uses same wiring harnesses as P3, Prodigy and Primus. Now includes Universal wire harness
	INTELLA-STOP Control, 20040	Intella-Stop™ Electronic Brake Control, for 1 to 2 Axle Trailers, Proportional
	Accu Power POD TK80500	For 2 & 4 Brake Trailers Solid state electronics Power-on LED for positive to vehicle trailer connections "Up-front" manual over-ride controls Rigged, easy mount chassis, Mounting hardware included Smooth and simple installations. 3 year limited warranty
	Accu Power Pilot TK80550	2,4,6 brake systems Flexible mounting options, Handles up to 6 brakes Digital read out, Short circuit protections 12V with micro processor 3-year limited warranty
	Tekonsha Prodigy TK90185	For 2,4,6 & 8 Brake Trailers No manual level of adjustment is necessary Meets NHTSA regulations, Control wire harness included Intelligent brake control, Adjust itself and applies proportional braking Exclusive boost feature, Works in reverse also self diagnostic Limited lifetime warranty - some conditions apply
	TK90250	PRODIGY RF TRAILER MOUNTED BRAKE CONTROL 2 TO 6 BRAKE W/ HAND HELD 12V REMOTE MODULE NO IN VEHICLE INSTALLATION NEEDED PLUGS INTO 12V CIG LIGHTER SOCKET CHANGE FROM VEHICLE TO VEHICLE
	TK90251	PRODIGY RF HAND HELD 12V MODULE ONLY FOR SECOND VEHICLE NEEDS BASE UNIT TO WORK AVL 01/09
	Tekonsha Voyager TK9030	For 2,4,6 & -8 brake trailers Smooth secure trailer braking Bicolored LED monitor to assure a complete connection Inertia sensor 5 year limited warranty
	Tekonsha P3 TK90195	For 1, 2, 3 & 4 Axle Trailers. Distinct, easy to see LCD display with multiple color and contrast options. Allows the user to switch between Electric and Hydraulic brakes. Highly advanced, easy-to-understand, roadside diagnostics.

	<p>Tekonsha Primus IQ TK90160</p>	<p>Works proportionally in reverse. •No level adjustment necessary, adjusts to varying terrain as you drive. •Digital display shows voltage to trailer during braking. •Pre-assembled wire harness for simple hook-up & quick disconnect. •Diagnostic features incorporated in LED display. •Electric trailer brake control for up to 3 braking axles.</p>
	<p>10 Amp Hr BREAKAWAY KIT 4822100</p>	<p>10amp hr battery system 2 5 AMP HR BATTERIES & 2 MOLDED BOXES W/ 1 BREAKAWAY SWITCH HOLDS BRAKES FOR THE 15 MIN REQUIRED BY LAW</p>
	<p>Dexter K71-650-00</p>	<p>ELECTHYDRALIC ACTUATOR 1000PSI FOR DRUM BRAKES REQUIRES 10AMP BREAKAWAY KIT NOT INCLUDED USE OF UNDER DASH CONTROL WITH ELEC/HYD IS REQUIRED</p>
	<p>Dexter K71-651-00</p>	<p>ELECTHYDRALIC ACTUATOR 1600PSI FOR DISC BRAKES REQUIRES 10AMP BREAKAWAY KIT NOT INCLUDED USE OF UNDER DASH CONTROL WITH ELEC/HYD IS REQUIRED</p>
	<p>Reese Brake Control *83500</p>	<p>**ACTIVATOR II BRAKE CONTROL REESE VERSION 5500 2-4-6-8 BRAKE SYSTEM LIFE TIME WARRANTY</p>
	<p>Reese Brake Control *83501</p>	<p>**ACTIVATOR BRAKE CONTROL REESE VERSION 5100</p>
	<p>Hayes Air over Electric *100400B</p>	<p>**Air actuated 2,4,6 brake 12v For vehicle with air brakes towing Trailer with electric brakes</p>
	<p>Reese Brake Control 83500</p>	<p>**Activator II Brake control Reese Version 5500 2,4,6 & 8 Brake control</p>
	<p>Reese Brake Control 83501</p>	<p>**Activator II Brake control Reese Version 5100</p>

B

BRAKE CONTROLS

* = Special Order/Non-Stock

Timed & Inertia Adapters

CHECK APPLICATION GUIDE FOR UPDATES

B

DRAW-TITE UNDER DASH BRAKE CONTROL HARNESS

	DRAW-TITE Brake Control Wire Adapter 18260 old 20260 new	For Pre-Wired 1994-04 Ford Full Size Pickup, 1994-06 Full Size Van, 1995-03 Windstar w/tow package 1994-96 Bronco, 1997-07 Expedition, 2000-07 Excursion, 2002-07 Explorer w/tow package 2002-07 Mercury Mountaineer w/tow package, 1994-07 F-150 1998-07 Lincoln Navigator, 2007 Lincoln Mark LT
	DRAW-TITE Brake Control Wire Adapter 18261 old 20261 new	For Pre-Wired Brake Control Wiring Adapter for Pre-Wired: 1995-07 Dodge Ram Pickups 1997-07 Dodge Dakota Pickups w/tow package 1998-07 Dodge Durango w/tow package 2005-07 Landrover LR3 Range rover (including Sport)
	DRAW-TITE Brake Control Wire Adapter 18262 old 20262 new	Brake Control Wiring Adapter 1992-93 Ford Full Size Pickups and Bronco
	DRAW-TITE Brake Control Wire Adapter 18263 old 20263 new	For Pre-Wired 2002 Cadillac Escalade and Escalade EXT 1999-02 Chevrolet Silverado and GMC Sierra Full Size Pickups 2002 Chevy Avalanche 2000-02 Suburban and Tahoe 2000-02 GMC Yukon and Yukon XL, 2001-02 Yukon Denali and Yukon XL (New Body Style)
	DRAW-TITE Brake Control Wire Adapter 18264 old 20264 new	For Pre-Wired 2003-06 Cadillac Escalade, EXT, and ESV 2003-07 Chevrolet Silverado and GMC Sierra Full Size Pickups 2003-06 Chevy Suburban, 2003-06 Chevy Avalanche and Tahoe 2003-06 GMC Yukon, Yukon XL, Yukon Denali, & Yukon XL Denali 2003-05 Hummer H2
	DRAW-TITE Brake Control Wire Adapter 18265 old 20265 new	For Pre-Wired 2004-07 Lexus GX470 2003-07 Toyota 4Runner 2003-07 Toyota Sequoia 2003-07 Toyota Tundra
	DRAW-TITE Brake Control Wire Adapter 18266 old 20266 new	For Pre-Wired 2004-05 Nissan Pathfinder Armada 2004-07 Nissan Titan
	DRAW-TITE Brake Control Wire Adapter 18267 old 20267 new	For Pre-Wired 2007 F250 / 350 S/O PU
	DRAW-TITE Brake Control Wire Adapter 18268 old 20268 new	For Pre-Wired 2006-07 Honda Ridgeline w/OEM Pkg.
	DRAW-TITE Brake Control Wire Adapter 18269 old 20269 new	2008-2008 Buick Enclave 2007-2008 GMC Acadia 2007-2008 Saturn Outlook

Proportional Adapters work with Intellastop Ultra and New 5520









	<p>DRAW-TITE Brake Control Wire Adapter 18280 old 22280 new</p>	<p>Brake Control Wiring Adapter (2 plugs) 94-96 Ford Bronco Full Size 92-05 Ford Econoline Van 00-05 Ford Excursion 1997 -2007 Ford Expedition 02-07 Ford Explorer w/Factory Tow Package 04-05 Ford F-150 New Body Style 97-07 Ford F-150 & F-250 Light Duty 04-04 Ford F-150 Heritage Old Body Style 94-96 Ford F-150, F-250, F-350 97-97 Ford F-250 & F-350 Heavy Duty 99-04 Ford F-250 & F-350 Super Duty 95-03 Ford Windstar w/Factory Tow Package 02-05 Mercury Mountaineer w/Factory Tow Package Lincoln Mark LT, 98-06 Lincoln Navigator, 02-06 Mercury Mountaineer w/factory Tow Package</p>
	<p>DRAW-TITE Brake Control Wire Adapter 18281 old 22281 new</p>	<p>Brake Control Wiring Adapter (2 plugs) 1997-2007 Dodge Dakota Pickup w/Factory Tow Package 1998-2007 Dodge Durango w/Factory Tow Package 1995-2007 Dodge Pickup, Ram, Full Size All Models</p>
	<p>DRAW-TITE Brake Control Wire Adapter 18283 old 22283 new</p>	<p>Brake Control Wiring Adapter (2 plugs) 2002-2002 Cadillac Escalade Includes EXT 2002-2002 Chevrolet Avalanche 1999-2002 Chevrolet Pickup, Silverado 2000-2002 Chevrolet Suburban New Body Style w/Amber Turn Signals 2000-2002 Chevrolet Tahoe New Body Style w/Amber Turn Signals 1999-2002 GMC Pickup, Sierra 2000-2002 GMC Yukon New Body Style w/Amber Turn Signals 2001-2002 GMC Yukon Denali New Body Style w/Amber Turn Signals 2000-2002 GMC Yukon XL 2001-2002 GMC Yukon XL Denali</p>
	<p>DRAW-TITE Brake Control Wire Adapter 18284 old 22284 new</p>	<p>Brake Control Wiring Adapter (2 plugs) 2003-2004 AM General Hummer H2 2003-2005 Cadillac Escalade Includes EXT & ESV 2003-2006 Chevrolet Avalanche 2003-2007 Chevrolet Pickup, Silverado 2003-2006 Chevrolet Suburban 2003-2006 Chevrolet Tahoe 2003-2007 GMC Pickup, Sierra 2003-2006 GMC Yukon 2003-2006 GMC Yukon Denali 2003-2006 GMC Yukon XL 2003-2006 GMC Yukon XL Denali</p>
	<p>DRAW-TITE Brake Control Wire Adapter 18285 old 22285 new</p>	<p>Brake Control Wiring Adapter (2 plugs) 2004-2007 Lexus LX470 2003-2007 Toyota 4Runner 2003-2007 Toyota Sequoia 2003-2007 Toyota Tundra</p>
	<p>DRAW-TITE Brake Control Wire Adapter 18286 old 22286 new</p>	<p>Brake Control Wiring Adapter '05 Ford 2004-2007 Nissan Pathfinder Armada 2004-2007 Nissan Titan</p>
	<p>DRAW-TITE Brake Control Wire Adapter 18287 old 22287 new</p>	<p>Brake Control Wiring Adapter '05-07 Ford</p>
	<p>DRAW-TITE Brake Control Wire Adapter 18288 old 22288 new</p>	<p>Brake Control Wiring Adapter '06 Honda Ridge Line</p>
	<p>DRAW-TITE Brake Control Wire Adapter 18289 old 22289 new</p>	<p>2008-2008 Buick Enclave 2007-2008 GMC Acadia 2007-2008 Saturn Outlook</p>

B

DRAW-TITE UNDER DASH BRAKE CONTROL HARNESS










* = Special Order/Non-Stock

B TEKONSHA UNDER DASH BRAKE CONTROL HARNESS

	<p>Tekonsha Wire Harness TK3015-P-Packaged TK3015-B-Bulk</p>	<p>OEM Style Wire Harness for all Models w/ Trailer Tow Option Includes 03GM Connector 3 FT Leads Connectors for hookup to Tekonsha Prodigy Can be used with other brake controls 2003-06 Chevy & GMC</p>
	<p>Tekonsha Wire Harness TK3020-P-Packaged TK3020-B-Bulk</p>	<p>OEM Style Wire Harness for Dodge Models w/ Trailer Tow Option Includes Dodge Connector 3 FT Leads Connectors for hookup to Tekonsha Prodigy Can be used with other brake controls 1996-2006 Dodge Ram Pickups 1998-2002 Dodge Durango SUV</p>
	<p>Tekonsha Wire Harness TK3025-P-Packaged TK3025-B-Bulk</p>	<p>OEM Style Wire Harness for GM Models w/ Trailer Tow Option Includes GM Connector 3 FT Leads Connectors for hookup to Tekonsha Prodigy Can be used with other brake controls. 1999-2002 GM Pickups 1999-2002 Chevrolet Silverado Pickups 1999-2002 GM Heavy Duty Pickups</p>
	<p>Tekonsha Wire Harness TK3035-P-Packaged TK3035-B-Bulk</p>	<p>OEM Style Wire Harness for Ford Models Includes Ford Connector 3 FT Leads Connectors for hookup to Tekonsha Prodigy Can be used with other brake controls 1994-2006 F- Series Pickups 1994-2006 E Vans 1994-2006 Explorers w/ Trailer Package 1994-2006 Expeditions w/ Trailer Package</p>
	<p>Tekonsha Wire Harness TK3040-P-Packaged TK3040-B-Bulk</p>	<p>OEM Style Wire Harness for Toyota Models w/ Trailer Tow Option Includes Toyota Connector 3 FT Leads Connectors for hookup to Tekonsha Prodigy Can be used with other brake controls 2002-2006 Toyota Pickup</p>
	<p>Tekonsha Wire Harness TK3050-P-Packaged TK3050-B-Bulk</p>	<p>OEM Style Wire Harness for Nissan Models Includes Nissan Connector 3 FT Leads Connectors for hookup to Tekonsha Prodigy Can be used with other brake controls 2004-2006 Nissan Pickup</p>
	<p>Tekonsha Wire Harness TK3065-P-Packaged TK3065-B-Bulk</p>	<p>Ford 2005-06 Super Duty Harness for Brake Control (Fits models w/out TowCommand BULK W/ PRODIGY PLUG</p>
	<p>Tekonsha Wire Harness TK3070-P-Packaged TK3070-B-Bulk</p>	<p>HONDA RIDGELINE 06 HARNESS FOR BRAKE CONTROL W/PRODIGY AND PRIMUS PLUG</p>

B

BRAKE CONTROL WIRING KITS & PULSE PREVENTORS

	<p>DRAW-TITE Wiring Kit 5505DT</p>	<p>Wiring kit for Activator Brake Control 25 FT 12-2 Duplex Wire 20 Amp Circuit Breaker Attaching Terminals 5100 Recommended up to 4 Brakes</p>																		
	<p>DRAW-TITE Wiring Kit 5506DT</p>	<p>Wiring kit for Activator II & Activator III Brake Control 25 FT 10-2 Duplex Wire 30 Amp Circuit Breaker Attaching Terminals 5500 Recommended up to 8 Brakes</p>																		
	<p>DRAW-TITE Pulse Preventor 5501DT</p>	<p>Pulse Preventor For Use With All Electronic Brake Controls</p>																		
	<p>Tekonsha Pulse Preventor TK2180-S</p>	<p>Pulse Preventor For Use With All Electronic Brake Controls Prevents electric brake surge. While 4 way Emergency flashers are on.</p>																		
	<p>B1122C B1122X</p> <p>12-2 wire</p>	<p>B1122C 100' 12-2 jacketed brake wire B1122X 500' 12-2 jacketed brake wire See E section for more wire options</p>																		
 <p>54-220</p>	 <p>54-230PL</p>	<table border="1"> <thead> <tr> <th>Part Number</th> <th>Amps</th> <th>Type</th> </tr> </thead> <tbody> <tr> <td>54-220</td> <td>20 Amp</td> <td>Metal</td> </tr> <tr> <td>54-220PL</td> <td>20 Amp</td> <td>Plastic</td> </tr> <tr> <td>54-230</td> <td>30 Amp</td> <td>Metal</td> </tr> <tr> <td>54-230PL</td> <td>30 Amp</td> <td>Plastic</td> </tr> <tr> <td colspan="3">Other Breakers Available in Electrical Section</td> </tr> </tbody> </table>	Part Number	Amps	Type	54-220	20 Amp	Metal	54-220PL	20 Amp	Plastic	54-230	30 Amp	Metal	54-230PL	30 Amp	Plastic	Other Breakers Available in Electrical Section		
Part Number	Amps	Type																		
54-220	20 Amp	Metal																		
54-220PL	20 Amp	Plastic																		
54-230	30 Amp	Metal																		
54-230PL	30 Amp	Plastic																		
Other Breakers Available in Electrical Section																				
	<p>Tekonsha Side Post Adapter TK3194-S</p>	<p>SIDE POST ADAPTER</p>																		
	<p>0810</p>	<p>BRAKE AMP METER</p>																		

* = Special Order/Non-Stock

B

BRAKE CONTROL MOUNT BRACKETS,

	<p>TK7685 Prodigy traditional mount bracket</p>
	<p>TK7686 Prodigy mount pocket</p>
	<p>TK7894 Prodigy & Primus Wire Harnesses</p>
	<p>TK6562 7 Way test emulator 7-Way Trailer Emulator is used for the proper installation and set-up of a brake control when a trailer is not readily available. Brake control set-up is accomplished using a built-in load module that will simulate electric magnet brakes on a trailer.</p>
	<p>TK6565 Truck side current test monitor The current monitor is a testing device designed to assist in determining whether a tow vehicle's trailer connector has been wired properly. This unit is also an excellent diagnostic tool for installation, setup and troubleshooting of electric trailer brake controls and may be used to level and pre-set a brake control when a trailer is not available.</p>
	<p>TK7585 Brake control bench test unit The Tekonsha Bench Tester is a test device designed to assist in determining if a brake control is working properly. This unit allows you to check a brake control for output, independent of vehicle wiring. The Bench Tester can simulate many fault conditions including open ground, short circuit, open load, and more.</p>

	<p>50918 Tow Doctor</p> <p>Designed for one person to test tow vehicle for proper wire harness installation and for key functions like ground, auxiliary power lead, brake controller, directional and backup lights — all without a second person at the rear. Adapts to 4-way flat and 6- or 7-way RV blade round. Includes heavy-duty 20ft. extension cord. U.S.A.</p>
	<p>50928 Tow Doctor</p> <p>Designed for one person to test trailers for correct wiring and proper working order of turn, brake, tail and backup lights, as well as electric brake and auxiliary power. Trailer lights illuminate along with LED light on tester to show operation. Adapts to 4-way flat and 6- or 7-way RV blade round. Includes battery terminal clips for use with any 12V battery. Amperage meter indicates actual amperage draw. Magnets are activated to test correct electric brake operation. Unit is completely short-circuit proof. U.S.A. H50944 optional 7 way round sold separate adapter</p>
	<p>50955 Tow Doctor</p> <p>BATTERY & CHARGER FOR TOW DOCTOR</p>
	<p>TK8010</p> <p>Trailer testor 7 way RV 12v Portable with charger The Trailer Tester is designed to help you quickly identify problems in the wiring of the trailer. This is done by testing the Left Turn, Right Turn, Tail/Marker, Brake and Back Up circuits on the trailer. The tester indicates approximate amount of current in each circuit. It will also test the voltage of the external battery connected to the trailer charge circuit (i.e. trailer battery).</p>

B

TOW DOCTOR

* = Special Order/Non-Stock

NOTES

B

Backup Solenoids
Line Kits
Brakes
Wheel Cylinders
Armature Plates
Disc Brakes
Pads
Shoes
Magnets
Breakaway Kits
Breakaway Batteries

BRAKES

* = Special Order/Non-Stock

B

BRAKE LINE KITS



5425



5429



5404X



80376



BA-KSV



BA-KSV-NO



10142X



SB010



SB7785



05981



SB7764



05378



SB5420



SB18639



05982



WH7732



SB80777




SB09571



SBQDK



12098



12099

Brake Line Kits

Part Number	Description	Long
5424	Single Line Kit for Torsion Axle	15'
5425	Tandem Line Kit for Torsion Axle	15'
5429	Tandem Line Kit up to 94" Axle Spring Type	15'
80881	Single Line Kit up to 94" Axle Spring Type	15'
80891	Tandem Line Kit Spring Axle Type	15'
TDLK	Tow Dolly Line Kit for Tuff To	
80910	Add on torsion Kits. Needs 80881 or 80891 Axle	
80885	Single axle trailer line kit	20'

12V Back-up Solenoids

Part Number	Description
BA-KSV	Normally Closed Solenoid Only Must Have Return Line - NOT Included
BA-KSV-KIT	Normally Closed Kit with Plumbing
BA-KSV-NO	Normally Open Inline Type No Return Line Needed - May Hold Residual Pressure
80376	Atwood N/C Kit with Plumbing

Brake Line Kit Parts

Part Number	Description
05378	Brake Line Control Bracket
SBD10	3/16" Union Female Inverted flare
SB7785	3/16" Tee Inverted flare
SB7764	Retainer Clip for Hose
05981	Brake Hose Mount "L" Bracket
SB5193	193" 3/16 Steel Brake line
SB5240	240" 3/16" Line"
SB18H137	18" Male to Male Rubber Hose 1 End Swivels
SB09571	24.5 long brake hose 3/16" hose Male-Female
05982	18" Rubber Brake Hose Male/Female
SB18639	Elbow brake fitting 1/8mpt to 3/16 Inverted flare
SB80777	Disc brake fitting atwood 1/8 mpt to 3/16 Inverted flare
SB09571	Hose
WH7732	**Brake Fitting 7/16" mpt x 3/16 inverted flare needed for 10K disc brake line fitting
SB18639	ELBOW BRAKE FITTING ATWOOD
SB80777	DISC BRAKE FITTING ATWOOD
05679	BRASS BRAKE LINE FITTING for master cyl NO ORFICE 3/16" INVERTED FLARE 1/8 MPT DEMCO ALL MDLS
SBQDK	SURGE BRAKE QUICK DISCONNECT KIT FOR BREAK AWAY TRAILER TONGUE
10142X	Demco Power Bleeder Fitting to Thread in Cap Hole
12098	1/8 mpt to 3/16 Inverted flare old style
12099	1/4 mpt to 3/16 Inverted flare old style
SBQD-60F	Female quick Disconnect
SBQD-60M	Male quick Disconnect

DEXTER 2K 7" x 1-1/4" Electric

Part Number	Right/Left	Num. of Bolts	Bolt Circle	Size of Bolts	Center Hole	Coating	Shoe	Type
K23-048-00	Right	4	4"	7/16-20	3"	Painted	TK5002	Std 2K
K23-047-00	Left	4	4"	7/16-20	3"	Painted	TK5002	Std 2K

DEXTER Boxed 3.5K 10" x 2-1/4" Electric

Part Number	Right/Left	Num. of Bolts	Bolt Circle	Size of Bolts	Center Hole	Coating	Shoe	Type
K23-026-00	Right	4	4"	7/16-20	3"	Painted	K71-047-00	3.5K
K23-027-00	Left	4	4"	7/16-20	3"	Painted	K71-047-00	3.5K

AL-KO Boxed 3.5K 10" x 2-1/4" Electric

Part Number	Right/Left	Num. of Bolts	Bolt Circle	Size of Bolts	Center Hole	Coating	Shoe	Type
K363383.1	Right	4	4"	7/16-20	3"	Painted	K568112 TK6004	Std 3.5K
K363383.2	Left	4	4"	7/16-20	3"	Painted	K568112 TK6004	Std 3.5K

Boxed with Mounting Hardware

3.5K 10" x 2-1/4" Electric

Part Number	Right/Left	Num. of Bolts	Bolt Circle	Size of Bolts	Center Hole	Coating	Shoe	Type
48972	Right	4	4"	7/16-20	3"	Painted	K568112 TK6004	Std 3.5K
48973	Left	4	4"	7/16-20	3"	Painted	K568112 TK6004	Std 3.5K

Bulk without Mounting Hardware

HAYES 3.5K 10" x 2-1/4" Electric with parking brake

Part Number	Right/Left	Num. of Bolts	Bolt Circle	Size of Bolts	Center Hole	Coating	Shoe	Type
60202903	Right	4	4"	7/16-20	3"	Painted	K568112 K6004	W/ Parking Brake 3.5K
60203003	Left	4	4"	7/16-20	3"	Painted	K568112 TK6004	W/ Parking Brake 3.5

FULTON 3.5K 10" x 2-1/4" Marine Electric

Part Number	Right/Left	Num. of Bolts	Bolt Circle	Size of Bolts	Center Hole	Coating	Shoe	Type
**EB0510GR	Right	4	4"	7/16-20	3"	marine		Elec 3.5K
**EB0510GL	Left	4	4"	7/16-20	3"	marine		

TEKONSHA DEXTER STYLE Boxed 3.5K 10" x 2-1/4" Electric

Part Number	Right/Left	Num. of Bolts	Bolt Circle	Size of Bolts	Center Hole	Coating	Shoe	Type
**TK5708	Right	4	4"	7/16-20	3"	Painted	TK5003	
**TK5707	Left	4	4"	7/16-20	3"	Painted	TK5003	



B

BACKING PLATE ASSEMBLY

* = Special Order/Non-Stock

B

BACKING PLATE ASSEMBLY



DEXTER Boxed 5.2 to 6K 12'' X 2'' Electric

Part Number	Right/Left	Num. of Bolts	Bolt Circle	Size of Bolts	Center Hole	Coating	Shoe	Type
K23-106-00	Right	5	3-7/8"	3/8"	3-1/4"	Painted	K71-048-00	5.2 -6K
K23-105-00	Left	5	3-7/8"	3/8"	3-1/4"	Painted	K71-048-00	5.2-6K

5.2K to 7K 12'' X 2'' Electric

Part Number	Right/Left	Num. of Bolts	Bolt Circle	Size of Bolts	Center Hole	Coating	Shoe	Type
76717	Right	5	3-7/8"	3/8"	3-1/4"	Painted	K568126 TK6005	5.2K-7K
76718	Left	5	3-7/8"	3/8"	3-1/4"	Painted	K568126 TK6005	5.2K-7

Bulk without Mounting Hardware

AL-KO Boxed 5.2K to 7K 12'' X 2'' Electric

Part Number	Right/Left	Num. of Bolts	Bolt Circle	Size of Bolts	Center Hole	Coating	Shoe	Type
K568106.1	Right	9	3-7/8"	3/8"	3-1/4"	Painted	K568126 TK6005	5.2 to 7K
K568106.2	Left	9	3-7/8"	3/8"	3-1/4"	Painted	K568126 TK6005	5.2 to 7K

Boxed with Mounting Hardware. Brake Also includes 4 bolt old style mounting holes 7/16.

TEKONSHA DEXTER STYLE Boxed 6K 12'' X 2'' Electric

Part Number	Right/Left	Num. of Bolts	Bolt Circle	Size of Bolts	Center Hole	Coating	Shoe	Type
TK5711	Right	5	3-7/8"	3/8"	3-1/4"	Painted	K71-048 TK5000DX	6K
TK5712	Left	5	3-7/8"	3/8"	3-1/4"	Painted	K71-048 TK5000DX	

12'' x 2'' FSA 6 K & 7 K Electric

Part Number	Right/Left	Num. of Bolts	Bolt Circle	Size of Bolts	Center Hole	Coating	Shoe	Type
K23-458-00	Right	5	3 7/8	3/8	3 1/4	Painted		6K
K23-459-00	Left	5	3 7/8	3/8	3 1/4	Painted		6K
K23-464-00	Right	5	3 7/8	3/8	3 1/4	Painted		7K
K23-465-00	Left	5	3 7/8	3/8	3 1/4	Painted		7K

DEXTER Boxed 7K 12'' X 2'' Electric

Part Number	Right/Left	Num. of Bolts	Bolt Circle	Size of Bolts	Center Hole	Coating	Shoe	Type
K23-181-00	Right	5	4"	3/8	3"	Painted	K71-127-00	7K
K23-180-00	Left	5	4"	3/8	3"	Painted	K71-127-00	7K

DEXTER Boxed 7.2K 12 -1/4X 2-1/2

Part Number	Right/Left	Num. of Bolts	Bolt Circle	Size of Bolts	Center Hole	Coating	Shoe	Type
K23-429-00	Right	4	4"	7/16-20	3"	Painted	K71-497-00	7.2K
K23-428-00	Left	4	4"	7/16-20	3"	Painted	K71-496-00	7.2K

DEXTER Boxed 8K 12-1/4X 3-3/8 Electric

Part Number	Right/Left	Num. of Bolts	Bolt Circle	Size of Bolts	Center Hole	Coating	Shoe	Type
K23-435-00	Right	4	4"	7/16-20	3"	Painted	K71-498-00	8K
K23-434-00	Left	4	4"	7/16-20	3"	Painted	K71-499-00	8K

AL-KO 8K 12" x 3-3/8" Electric



Part Number	Right Left	Num. of Bolts	Bolt Circle	Size of Bolts	Center Hole	Coating	Shoe	Type
60204306	Right	4	5.3"	1/2-20	4.5"	Plain	K363924	8K Alko
60204406	Left	4	5.3"	1/2-20	4.5"	Plain	K363924	8K Alko

DEXTER 9K to 10K 12-1/4" x 3-3/8" Electric



Part Number	Right Left	Num. of Bolts	Bolt Circle	Size of Bolts	Center Hole	Coating	Shoe	Type
K23-451-00	Right	7	3-7/8"	3/8"	3-1/4"	Painted		9-10K
K23-450-00	Left	7	3-7/8"	3/8"	3-1/4"	Painted		9-10K

DEXTER 10K to HD 12-1/4" x 4" Cast Electric



Part Number	Right Left	Num. of Bolts	Bolt Circle	Size of Bolts	Center Hole	Coating	Shoe	Type
K23-439-00	Right	7	3-7/8"	3/8"	3-1/4"	Painted	K71-500-00	10K
K23-438-00	Left	7	3-7/8"	3/8"	3-1/4"	Painted	K71-501-00	10K

AL-KO 9K to 12K 12-1/4" x 3-1/2" Electric



Part Number	Right Left	Num. of Bolts	Bolt Circle	Size of Bolts	Center Hole	Coating	Shoe	Type
K568255.1	Right	6	5.3"	1/2-20	4.5"	Plain	K568251	9K 12K Alko
K568255.2	Left	6	5.3"	1/2-20	4.5"	Plain	K568251	9K 12K Alko

Boxed with Mounting Hardware

DEXTER 10K to HD 12-1/4" x 5" Cast Electric



Part Number	Right Left	Num. of Bolts	Bolt Circle	Size of Bolts	Center Hole	Coating	Shoe	Type
K23-443-00	Right	7	3-7/8"	3/8"	3-1/4"	Painted	K71-502-00	10K
K23-442-00	Left	7	3-7/8"	3/8"	3-1/4"	Painted	K71-503-00	10K

HYDRAULIC

ATWOOD 2K Hydraulic Uni Servo 7" x 1.75"



Part Number	Right Left	Num. of Bolts	Bolt Circle	Size of Bolts	Center Hole	Coating	Shoe	Type
80733	Right	4	4"	7/16-20	3"	Painted	19861	Std Uni Servo
80743	Left	4	4"	7/16-20	3"	Painted	19861	

DEXTER 2.5K Hydraulic Uni Servo 7" x 1.75"



Part Number	Right Left	Num. of Bolts	Bolt Circle	Size of Bolts	Center Hole	Coating	Shoe	Type
K23-399-00	Right	4	4"	7/16-20	3"	Painted	K71-466-00	Std Uni Servo
K23-398-00	Left	4	4"	7/16-20	3"	Painted	K71-466-00	

DEXTER 8K Duo Hydraulic Uni Servo 12.25" x 3-3/8"



Part Number	Right Left	Num. of Bolts	Bolt Circle	Size of Bolts	Center Hole	Coating	Shoe	Type
K23-419-00	Right	4				Painted	K71-166-00	Std Uni Servo
K23-418-00	Left	4				Painted	K71-165-00	

B

BACKING PLATE ASSEMBLY

* = Special Order/Non-Stock

B

BACKING PLATE ASSEMBLY




DEMCO 3.5K F/B Hydraulic 10'' x 2-1/4'' Uni Servo Free Backing

Part Number	Right Left	Num. of Bolts	Bolt Circle	Size of Bolts	Center Hole	Coating	Shoe	Type
40715M	Right	4	4	7/16"	3"	Galvan.	SB07812	Marine
40716M	Left	4	4	7/16"	3"	Galvan.	SB07812	



DEMCO 3.5K Hydraulic 10'' x 2-1/4'' Uni Servo

Part Number	Right Left	Measurement	Num. of Bolts	Bolt Circle	Size of Bolts	Center Hole	Coating	Shoe	Type
18787M	Right	10" x 2-1/4"	4	4"	7/16"	3"	Galvan.	SB07811	Marine- Uni Servo
18788M	Left	10" x 2-1/4"	4	4"	7/16"	3"	Galvan.	SB07811	Marine - Uni Serv



TITAN 3.5K Hydraulic 10'' x 2-1/4'' Uni Servo

Part Number	Right Left	Num. of Bolts	Bolt Circle	Size of Bolts	Center Hole	Coating	Shoe	Type
SB1878700	Right	4	4"	7/16"	3"	Black	SB07811	Std- Uni Servo
SB1878800	Left	4	4"	7/16"	3"	Black	SB07811	Std - Uni Serv



DEMCO 3.5K Hydraulic 10'' x 2-1/4'' Duo Servo

Part Number	Right Left	Num. of Bolts	Bolt Circle	Size of Bolts	Center Hole	Coating	Shoe	Type
SB18793	Right	4	4"	7/16-20	3-1/4"	Painted		Duo Servo
SB18794	Left	4	4"	7/16-20	3-1/4"	Painted		



TITAN WITH PARKING BRAKE 3.5 K Hydraulic 10'' x 2-1/4''

Part Number	Right Left	Num. of Bolts	Bolt Circle	Size of Bolts	Center Hole	Coating	Shoe	Type
4423600	Right	4	4"	7/16-20	3"	Galphorite		With Park Brake Free Backing
4423700	Left	4	4"	7/16-20	3"	Galphorite		With Park Brake Free Backing

Used with 23852 lever assembly



TITAN 6K Std Hydraulic 12'' x 2'' Free Backing Duo Servo

Part Number	Right Left	Num. of Bolts	Bolt Circle	Size of Bolts	Center Hole	Coating	Shoe	Type
SB2351000	Right	5	3-7/8"	3/8"	3-1/4"	Black	SB07813	Std Duo Servo
SB2351100	Left	5	3-7/8"	3/8"	3-1/4"	Black	SB07813	



TITAN 6K Hydraulic 12'' x 2'' Free Backing Marine

Part Number	Right Left	Num. of Bolts	Bolt Circle	Size of Bolts	Center Hole	Coating	Shoe	Type
44895	Right	5	3-7/8"	3/8"	3-1/4"	E Coat	24761 24762	Free Backing Marine
44896	Left	5	3-7/8"	3/8"	3-1/4"	E Coat	24761 24762	



TITAN 6 K Hydraulic 12'' x 2'' Uni Servo Parking Brake

2351200	Right	5	3-7/8	3/8	3-1/4	Black		With Park Brake Uni servo
2351300	Left	5	3-7/8	3/8	3-1/4	Black		With Park Brake Uni Servo

Used with 23852 lever assy



DEMCO 6 K Hydraulic 12'' x 2'' Uni Servo Marine

Part Number	Right Left	Measurement	Num. of Bolts	Bolt Circle	Size of Bolts	Center Hole	Coating	Shoe	Type
SB23510M	Right	12" x 2"	5	3-7/8"	3/8"	3-1/4"	Galvan.	SB07813	Marine Uni Servo
SB23511M	Left	12" x 2"	5	3-7/8"	3/8"	3-1/4"	Galvan.	SB07813	



DEMCO 6 K Hydraulic 12'' x 2'' Free Backing w/ Parking Brake

Part Number	Right Left	Measurement	Num. of Bolts	Bolt Circle	Size of Bolts	Center Hole	Coating	Shoe Replacement Shoe Sold Each	Type Marine
SB4203000	Right	12" x 2"	5	3-7/8"	3/8"	3-1/4"	Galv	18497 18503	Free Backing w/park
SB4203100	Left	12" x 2"	5	3-7/8"	3/8"	3-1/4"	Galv	18497 18503	

Used with 23852 lever assy

DEMCO 6K



Part Number	Right Left	Measurement	Num. of Bolts	Bolt Circle	Size of Bolts	Center Hole	Coating	Shoe Replacement Shoe Sold Each	Type Marine
SB42028M	Right	12" x 2"	5	3-7/8"	3/8"	3-1/4"	Galv	18497 18503	Free Backing 6K
SB42029M	Left	12" x 2"	5	3-7/8"	3/8"	3-1/4"	Galv	18497 18503	

DEXTER



Part Number	Right Left	Measurement	Num. of Bolts	Bolt Circle	Size of Bolts	Center Hole	Coating	Shoe	Type
K23-338-00	Left	12" x 2"	5	3-7/8"	3/8"	3-1/4"	Black	SB07813	7k Uni Servo
K23-339-00	Right	12" x 2"	5	3-7/8"	3/8"	3-1/4"	Black	SB07813	

ALKO 8K DUO SERVO



Part Number	Right Left	Measurement	Num. of Bolts	Bolt Circle	Size of Bolts	Center Hole	Coating	Shoe	Type
60206803	Right & Left	12" x 3-3/8"	4	5.3"	1/2-20	4-1/2"	Painted	K363925	8K Hayes Alko

DEMCO SPECIALTY TOW DOLLY 3.5K



Part Number	Right Left	Measurement	Num. of Bolts	Bolt Circle	Size of Bolts	Center Hole	Coating	Shoe	Type
SB24428	Right	10" x 2-1/4"	4	3.96"	7/16	3"	Painted		Surge Self Adjusting
SB24429	Left	10" x 2-1/4"	4	3.96"	7/16	3"	Painted		

Use on Demco Tow Dolly or Car Trailer Special Flange

DEXTER 7K 12 X 2 HYD FREE BACKING MARINE

Part Number	Right Left	Measurement	Num. of Bolts	Bolt Circle	Size of Bolts	Center Hole	Coating	Shoe Replacement Shoe Sold Each	Type Marine
K23-343-01	Right	12" x 2"	5	3-7/8"	3/8"	3-1/4"		K71-428-00	Free Backing
K23-342-01	Left	12" x 2"	5	3-7/8"	3/8"	3-1/4"		K71-427-00	

DEXTER 10 X 2 1/4" HYD FREE BACKING

Part Number	Right Left	Measurement	Num. of Bolts	Bolt Circle	Size of Bolts	Center Hole	Coating	Shoe Replacement Shoe Sold Each	Type
K23-345-00	Right	10 x 2 1/4"	4	4"	7/16"	3"	Painted	K71-393-00	
K23-344-00	Left	10 x 2 1/4"	4	4"	7/16"	3"	Painted	K71-393-00	

DEXTER 12 1/4 X 3 3/8" HYD 8K DUO SERVO FSA

Part Number	Right Left	Measurement	Num. of Bolts	Bolt Circle	Size of Bolts	Center Hole	Coating	Shoe Replacement Shoe Sold Each	Type
K23-403-00	Right	12 1/4" x 3 3/8"	4				Painted		
K23-402-00	Left	12 1/4" x 3 3/8"	4				Painted		

DEXTER 12 1/4 X 4" HYD 10K DUO SERVO FSA

Part Number	Right Left	Num. of Bolts	Bolt Circle	Size of Bolts	Center Hole	Coating	Shoe Replacement Shoe Sold Each	Type Marine
K23-405-00	Right	5	3-7/8"	3/8"	3-1/4"	Galv		Free Backing 6K
K23-404-00	Left	5	3-7/8"	3/8"	3-1/4"	Galv		

DEXTER 12 1/4 X 5" HYD 12K DUO SERVO FSA

Part Number	Right Left	Num. of Bolts	Bolt Circle	Size of Bolts	Center Hole	Coating	Shoe Replacement Shoe Sold Each	Type Marine
K23-409-00	Right	5	3-7/8"	3/8"	3-1/4"	Galv		Free Backing 6K
K23-408-00	Left	5	3-7/8"	3/8"	3-1/4"	Galv		

B

* = Special Order/Non-Stock

B WHEEL CYLINDERS

WHEEL CYLINDER



Part Number	Capacity	Coating	Single/Dual	Pair/Bulk	Brand
0977600	3.5k up to 7k	Plain	Single, R	Bulk, RH	Universal
0977700	3.5k up to 7k	Plain	Single, L	Bulk, LH	Universal
SB9776M#	3.5k up to 7k	Marine	Single, R	Bulk, RH	Universal
SB9777M#	3.5k up to 7k	Marine	Single, L	Bulk, LH	Universal
21669#	3.5k up to 7k	Marine	Pair	Pair	Universal
SB17185	3.5k up to 7k	Plain	Dual	Bulk, RH	Universal
SB17186	3.5k up to 7k	Plain	Dual	Bulk, LH	Universal
SB15845	Rebuild kit for wheel cylinder				
K054-080-03	2000	Plain	Single	Bulk, LH	Dexter
K054-080-04	2000	Plain	Single	Bulk, RH	Dexter
84210	2000	Plain	Single	Pair	Atwood
0702#	3.5k up to 7k	Aluminum	Single	Pair	Universal
SB9783	3.5K to 7K	Push Rod			

If needed, use 17815 bolts, SB9783 Push rod. Sold separately. #Not Shown



Part Number	Description
K71-081-00	9 - 12K 1" Bore, Wheel cylinder rebuild kit Fits Dexter 12-1/4 x 3-3/8", 12-1/4 x 4" and 12-1/4 x 5" brakes with 1-1/4" diameter cylinder (9K-12K).

ARMATURE PLATES



Part Number	Description
520067	11" Armature Plate Bolt On (Bolts, Nuts, Washer Included) 5.2K to 7K
520068	9" Armature Plate Bolt On (Bolts, Nuts, Washer Included) 3.5K
092406	9K - 16K Armature Plate Bolt On (Bolts, Nuts, Washer NOT Included)
090502	9-16K Armature Plate Lock Washer
09070301	9-16K 1/4" Armature Bolt
090610	9-16K Armature Nut 1/4"-20

Part Number	Description
23852	Parking Brake Lever Assy



FRESHWATER FLUSH KIT

Part Number	Model Number	Description	Size	Wheel Cylinder	Style
FK409	0600	Includes garden hose adapter vinyl hose, barbed fittings and mounting hardware	10" or 12"	Uni-Servo Or Duo Servo	Standard, Free backing & Parking Brake Models

* = Special Order/Non-Stock

B

* = Special Order/Non-Stock

Notes:

B

NOTES

Rotor Only



This type of rotor typically fits over a standard idler hub. Wheel studs are pressed into the hub only. The rotor is frequently wheel bolt piloted and is a loose fit on the hub. It is held in place by the wheel/wheel nuts.

Integral (One Piece) Hub & Rotor



In this type, the rotor and hub are cast as a single unit. Wheel studs are pressed into the rotor. Bearing races are furnished.

Corrosion Protection Options:

Corrosion Resistance is important on all types of trailers and of major consideration in salt water or other corrosive environments.

Kodiak pioneered the use of brass fittings, stainless steel guide bolts and sleeves, and stainless steel pistons as standard items in trailer disc brake calipers.

Kodiak rotors are offered with an automotive finish (as machined), E-coated, silver cadmium plated, and stainless steel (not available in integral hub/rotors).

At a minimum, all Kodiak caliper castings and caliper mounting brackets are e-coated with options for silver cadmium plating or an all stainless steel product.

Note: On a stainless steel caliper, all parts are stainless steel except for the fittings, which are brass, and the backing plate on the friction pads, which are zinc plated carbon steel.

With regard to the relative degrees of protection of the various options:



The standard automotive finish offers the least protection (i.e., during a standard salt spray test, rust will begin forming in less than 10 hours).



E-coating offers the best value of protection for over the road use and for fresh water marine (or limited salt water) applications (i.e., during a standard salt spray test, rust will begin forming between 250 and 350 hours).



Silver cadmium plating offers the best value of protection for salt water applications (i.e., during a standard salt spray test, rust will begin forming between 400 and 600 hours).



All stainless steel offers the ultimate corrosion protection in salt water marine applications (i.e., negligible rust will form during a 1000 hour standard salt spray test).

* = Special Order/Non-Stock

B

DISC BRAKES

3.5K Includes Hub / Rotor Calipers and Mount Bracket No bearing kits



Part Number	Right Left	Description	Num. of Bolts	Bolt Circle	Size of Stud	Rotor	Caliper	Pads	Type	Bearing Kit Needed Not Included
2/HRCM-10Kit	Axle Set	10" Integral Hub / Rotor	5	4-1/2"	1/2"-20"	E	E	DBC-225-PADO	3.5K Disc	Kit 3
2/HRCM-10SCADK	Axle Set	10" Integral Hub / Rotor	5	4-1/2"	1/2"-20"	CAD	CAD	DBC-225-PADO	3.5K Disc	Kit 3
2/HRCM-10SCADSS	Axle Set	10" Integral Hub / Rotor	5	4-1/2"	1/2"-20"	CAD	SS	DBC-225-PADO	3.5 Disc	Kit 3

6K Includes Hub / Rotor Calipers and Mount Bracket No bearing kits



Part Number	Right Left	Description	Num. of Bolts	Bolt Circle	Size of Stud	Rotor	Caliper	Pads	Type	Bearing Kit Needed
2/HCRM-12Kit	Axle Set	12" Integral Hub / Rotor	6	5"	1/2"-20"	E	E coat Black	DBC-225-PADO	6K Disc	Kit 6 or 9
2/HCRM-12SCADK	Axle set	12" Integral hub/rotor	6	5"	1/2"-20"	E	CAD	DBC-225-PADO	6K Disc	Kit 6 or 9

7 K Includes Hub / Rotor Calipers and Mount Bracket No bearing kits



Part Number	Right Left	Description	Num. of Bolts	Bolt Circle	Size of Stud	Rotor	Caliper	Pads	Type	Bearing Kit Needed
2/HRCM-133-7-8-E	Axle Set	13" Integral Hub/Rotor	8	6-1/2"	1/2"-20	E	E coat	DBC-250-PADO	7K Disc	Kit 8 or 10

Stainless Steel

**Includes Rotor Calipers and Mount Bracket
Hub Sold Separately, required 6.5" Diameter Face**

7 K



Part Number	Right Left	Description	Num. of Bolts	Bolt Circle	Size of Stud	Rotor	Caliper	Pads	Type	Bearing Kit Needed
2/HRCM-12-SCADSS	Axle Set	13" Integral Hub/Rotor	8	6-1/2"	1/2"-20	E	CAD	DBC-250-PADO	7K Disc	Kit 8 or 10

**3.5K - 6K Includes Rotor Calipers and Mount Bracket
Hub Sold Separately, required 6.5" Diameter Face**



Part Number	Right Left	Description	Num. of Bolts	Bolt Circle	Size of Stud	Rotor	Caliper	Pads	Type	Bearing Kit Needed
2/RCM10-SS-K	Axle Set	10" Rotor Only	5	4-1/2"	1/2"-20	SS	SS	DBC-225-PADO	3.5K Disc	Need Hub
2/RCM12-SS-K	Axle Set	12" Rptor Only	6	5-1/2"	1/2"-20	SS	SS	DBC-225-PADO	6K Disc	Needs Hub

Calipers Pair Loaded



Part Number	Right Left	Description	Coating	Pads	Type
DBC-225-E	Axle Set	Pair of Calipers Loaded, with Mount Hardware	E Coat	DBC-225-PADO	Fits 3.5K - 6K
DBC-225-SS	Axle Set	Pair of calipers Loaded with Mount Hardware	SS	DBC-225-PADO	Fits 3.5K-6K



Part Number	Right Left	Description	Coating	Pads	Type
DBC-250-E	Axle Set	Pair of Calipers Loaded, with Mount Hardware	E Coat	DBC-250-PADO	Fits 7-8K

HUB/ROTOR



3.5K

Integral one piece

Part Number	Right Left	Measurement	Num. of Bolts	Bolt Circle	Size of Stud	Coating	Bearing Kit	Type
ROTOR/HUB-10	Sold Each	10	5	4-1/2	1/2"- 20	Standard	Kit 3	3.5K



5,2K - 6K

Integral one piece

Part Number	Right Left	Measurement	Num. of Bolts	Bolt Circle	Size of Stud	Coating	Bearing Kit	Type
ROTOR/HUB-12	Sold Each	12"	6	5-1/2	1/2"- 20	Standard	Kit 9	5.2K - 6K



Rotors Only

Part Number	Right Left	Measurement	Num. of Bolts	Bolt Circle	Size of Stud	Coating	Bearing Kit	Type
ROTOR 133	Sold Each	13"	8	6.5	1/2" - 20	Standard	Need Hub	7K
ROTOR 12-EC	Sold Each	12"	6	5.5	1/2" - 20	E	Need Hub	6K




Part Number	Description
49622	Disc Brake Quiet



Disc Pad Sets NEW Ceramic

Part Number	Right Left	Description	Type
DBC-225-PADO	Axle Set	Pads, Axle Set 4qty	ceramic friction 3.5K-6K Disc
DBC-250-PADO	Axle Set	Pads, Axle Set 4qty	ceramic friction 7K & 8K Disc

Part Number	Right Left	Description	Type
K71-629-00	Axle Set	Pads, Axle Set 4qty	Disc pads
K71-180-00	Axle Set	Pads, Axle Set 4qty	Disc pads



Disc Brackets

Part Number	Sold	Description	Coating	Type
CMB-133-6 & 7	Each	Mount Brackets	E Coat	7K & 8K
CMB-10-I	Each	Mount Brackets	E Coat	3.5K
CMB-133-8A	Each	Mount Brackets	E Coat	8K



Replacement Parts

Part Number	Sold	Description	Coating	Pads	Type
DBC-MHGB	EACH	Replacement Allen Bolt			All
DBC-MHBS	EACH	Guide Bolt Sleeve	Stainless Steel		All
DBC-MHBSB	EACH	Guide Bolt Sleeve			All



Do not use petroleum based lubricants



Part Number	Sold	Description
DBC-MB	Each	Mounting Bushing O-Ring (Rubber)
BC-225	Each	PISTON SEAL 225
DBC-250	Each	PISTON SEAL 250

* = Special Order/Non-Stock



B



DB35 STAR WASHER 7/16
 P 32408
 DB35 STAR WASHER 7/16



DB35 ROTOR ASSY -9.75" CAD.PLT (5 LUG)
 P 41019
 DB35 ROTOR-9.75" CAD.PLT(



DB35 ROTOR ASSY(6 LUG)CAD.PLT11.75"/5200
 P36224
 DB35 ROTOR ASSY(6 LUG)CAD.PLT11.75"/5200



DB35 ROTOR ASSY(8 LUG)CAD.PLT11.75"/6000
 P 36263
 DB35 ROTOR ASSY(8 LUG)CAD.PLT11.75"/6000



DB35 ROTOR ASSY-OIL BATH/5 LUG/CAD.PLT.
 P41019-1
 DB35 ROTOR ASSY-OIL BATH/5 LUG/CAD.PLT.



DB35 ROTOR ASSY-RANGER-5LUG, OB, CAD PLT
 DB35 ROTOR ASSY-RANGER-5LUG, OB, CAD PLT



DB35 ROTOR-9.75"RAW/OIL BATH TYPE
 DB35 ROTOR-9.75"RAW/OIL BATH TYPE



DB35 SST.ROTOR W/CAD HUB(6 LUG)-5200#
 P41998
 UFP DB-35 Stainless Steel Rotor Assembly,
 6 lug, 5200# capacity. Cadmium plated
 hub with races installed.



DB35/SST.ROTOR W/CAD.HUB/9.75"(5 LUG)
 P32487
 Not for sale - 3/7/2005 TRLR HARNESS 25' /
 FLAT 4

DB35 CALIPER W/PADS-LH
 P 41050L
 DB35 CALIPER W/PADS-LH



DB35 CALIPER W/PADS-RH
 P 41050R
 DB35 CALIPER W/PADS-RH



STAINLESS DB-35 CALIPER W/PADS-LH
 P 41056L
 STAINLESS DB-35 CALIPER W/PADS-LH



STAINLESS DB35 CALIPER W/PADS-RH
 P41056R
 STAINLESS DB35 CALIPER W/PADS-RH



UFP/DISC BRAKE INNER OR OUTER PAD/DB42
 P33016
 UFP/ DISC BRAKE INNER PAD




MOUNTING BRACKET ONLY - DB42
 P 36045
 UFP DISC BRAKE MOUNTING BRACKET.
 (2)REQUIRED PER AXLE.



SPRING CLIP ONLY - DB42
 P 36075
 UFP DISC BRAKE SPRING CLIPS. (4) PER AXLE.



RETAINER WIRE - DB42
 P 33155
 RETAINER WIRE



DISC BRAKE-BOLT.5/16"x2.75 (DB42)
 P 33020
 UFP DISC BRAKE BOLT; 5/16inchX 18 - 2-1/2inch





SLIDER PIN BOOT (FOR DB42 CALIPER)
 [] P20527
 SLIDER PIN BOOT (FOR DB42 CALIPER)



DB42 ROTOR ASSY(5-LUG)CAD.PLT./10.25"
 []
 P41035
 DB42 ROTOR ASSY(5-LUG)CAD.PLT./10.25"



DB42 ROTOR ASSY(5-LUG)RANGERTYPE/CAD.PL
 []
 P41020
 DB42 ROTOR ASSEMBLY (5 LUG) 4200#
 (RANGER TYPE) CADMIUM PLATED.



DB42 ROTOR ASSY(6-LUG)CAD.PLT./11.50"
 []
 P36239
 DB42 ROTOR ASSY(6-LUG)CAD.PLT./11.50"



DB42 ROTOR ASSY(8-LUG)CAD.PLT./11.50"
 []
 P36228
 DB42 ROTOR ASSY(8-LUG)CAD.PLT./11.50"



UFP DISC BRAKE CALIPER BODY LH - DB42
 []
 P36020L
 UFP DISC BRAKE CALIPER BODY ASSEMBLY;
 3500#/3700# (LEFT SIDE)
 (1) REQUIRED PER AXLE.



UFP DISC BRAKE CALIPER BODY RH - DB42
 []
 P 36020R
 UFP DISC BRAKE CALIPER BODY ASSEMBLY;
 3500#/3700# (RIGHT SIDE)
 (1) REQUIRED PER AXLE.



UFP/ BANJO BOLT
 []
 P 32307
 UFP DISC BRAKE, BANJO FITTING BOLT.
 (2) REQUIRED PER AXLE.



UFP/ BANJO FITTING
 []
 P32275
 UFP DISC BRAKE, BANJO FITTING.
 (2) REQUIRED PER AXLE.

UFP/ CALIPER BLEED FITTING
 []
 P 32500
 UFP/ CALIPER BLEED FITTING



UFP/ COPPER WASHER
 []
 P32230
 UFP DISC BRAKE, COPPER WASHER
 FOR DISC BRAKE BANJO FITTING.
 (4 REQUIRED PER AXLE)



DB35 INNER PAD
 []
 P33008
 DB35 INNER PAD. Must order Outer
 Pad as well for a set.



DB35 OUTER PAD
 []
 P 33009
 DB35 OUTER PAD. Must Order the Inner
 Pad as well, for a set.



5) HOLE MOUNT BRACKET/DB35-5200#
 []
 P37110
 5) HOLE MOUNT BRACKET/DB35-5200#



DB35 CALIPER BOLT 7/16
 []
 P 33079
 DB35 CALIPER BOLT 7/16



DB35 PAD SPRING CLIP
 []
 P 33003
 DB35 PAD SPRING CLIP



DB35 RETAINER WIRE
 []
 P33006
 DB35 RETAINER WIRE



SLIDER PIN SLEEVE(FOR DB42 CALIPER)
 [] P20526

SLIDER PIN SLEEVE(FOR DB42 CALIPER)



B

* = Special Order/Non-Stock

HYDRAULIC SHOES

Part Number	Type	Marine or Non Marine	Deminsion	Manufacturer	Unit Sold
SB07814	Free Backing	Marine	12" x 2"	Demco	Axle Set
SB07813	Standard	Marine	12" x 2"	Demco	Axle Set
SB07812	Free Backing	Marine	10" x 2.25"	Demco	Axle Set
SB07811	Standard	Marine	10" x 2.25"	Demco	Axle Set
19861	Standard	Non Marine	7" x 1.75"	Atwood	Axle Set
K363925	Standard 8K	Non Marine	12" x 3.37"	Hayes / Alko	Wheel Set
K568234	Standard 9K -12K	Non Marine	12.25" x 3.5"	Hayes / Alko	Wheel Set
4437200	Standard Rear	Non Marine	10" x 2.25"	Titan / Dico	Each
4445900	Standard Front	Non Marine	10" x 2.25"	Titan / Dico	Each
18503	Standard - Rear	Non Marine	12" x 2"	Titan / Dico	Each
*23492	Standard - Front	Non Marine	12" x 2"	Titan / Dico	Each
18497	Free Backing - Front Floater	Non Marine	12" x 2"	Titan / Dico	Each
*2476100	Standard - Front	Marine	12" x 2"	Titan / Dico	Each
*2476200	Standard - Rear	Marine	12" x 2"	Titan Dico	Each
		Non Marine	12-1/4" x 3-3/8"	Dexter	Each
	8K Hydraulic Kit 1 Brake RH	Non Marine	12-1/4" x 3-3/8"	Dexter	Each



19861



Standard



Freebacking

Dexter Axle Shoe Kits HYd

Part No	Measurement	HYD/ELEC	Capacity	LH/ RH
K71-267-00	10 x 2.25	Hydraulic	Std	
**K71-269-00	12 x 2	Hydraulic	7K	LH
**K71-270-00	12 x 2	Hydraulic	7K	RH
K71-393-00	10 x 2.25	Hydraulic	Free backing shoe kit marine coated	
K71-394-00	12x2 LH	Hydraulic	Free backing shoe kit	
K71-395	12x2 RH	Hydraulic	Free backing shoe kit	
K71-165-00	12-1/4" x 3-3/8"	Non Marine	8K	LH
K71-166-00	12-1/4" x 3-3/8"	Non Marine	8K	RH
K71-169-00	12-1/4 x 4"	Hydraulic	10K	LH
K71-170-00	12-1/4 x 4"	Hydraulic	10K	RH
K71-167-00	12-1/4 x 5"	Hydraulic	12K	LH
K71-168-00	12-1/4 x 5"	Hydraulic	12K	RH

B

HYDRAULIC BRAKE SHOES

ELECTRIC BRAKE SHOES

ELECTRIC SHOES

B



Part Number	Type & Fit	Hardware Kit Included	Deminsion	Manufacturer	Unit Sold
K363924	8K Hayes Alko	Yes	12" x 3-3/8"	Hayes / Alko	1 Wheel Set
K568112	3.5 Hayes Alko	Yes	10" x 2-1/4"	Hayes / Alko	1 Wheel Set
K568126	5.2K-7K Hayes Alko	Yes	12" x 2"	Hayes / Alko	1 Wheel Set
K568251	9K - 12K Hayes Alko	Yes	12-1/4" x 3-1/2"	Hayes / Alko	1 Wheel Set
TK5000-DX	5.2K-6K Dexter	No	12" x 2"	Tekonsha	1 Wheel Set
TK5002	2K Dexter	No	7" x 1-1/4"	Tekonsha	1 Wheel Set
TK5003	3.5K Dexter	No	10" x 2-1/4"	Tekonsha	1 Wheel Set
TK5009	2.8K Dexter	No	10" x 1-1/2"	Tekonsha	1 Wheel Set
TK5010	7K Dexter	No	12" x 2"	Tekonsha	1 Wheel Set
TK6004	3.5K Hayes Alko	No	10" x 2-1/4"	Tekonsha	1 Wheel Set
TK6005	5.2K-7K Hayes Alko	No	12" x 2"	Tekonsha	1 Wheel Set
K71-046	2.8K Dexter	Yes	10" x 1-1/2"	Dexter	1 Wheel Set
K71-047-00	3.5K Dexter	Yes	10" x 2-1/4"	Dexter	1 Wheel Set
K71-048-00	5.2K-6K Dexter	Yes	12" x 2"	Dexter	1 Wheel Set
K71-049	8K-10K GD Dexter -Standard Prior to April 2000	Yes	12-1/4" x 3-3/8"	Dexter	1 Wheel Set (LH)
K71-050	8K-10K GD Dexter - Standard Prior to April 2000	Yes	12-1/4" x 3-3/8"	Dexter	1 Wheel Set (RH)
K71-127-00	Brake shoe kit 12x2 7K	Non asbestos	12 x 2	Dexter	Each
K71-410-00	7.2K Dexter- Prior to April 2000	Yes	12-1/4" x 2-1/2"	Dexter	1 Wheel Set
K71-497-00	7.2K Dexter - After April 2000	Yes	12-1/4" x 2-1/4"	Dexter	1 Wheel Set (LH)
K71-496-00	7.2K Dexter - After April 2000	Yes	12-1/4" x 2-1/2"	Dexter	1 Wheel (RH)
K71-499-00	8K-10K GD - After April 2000	Yes	12-1/4" x 3-3/8"	Dexter	1 Wheel Set (LH)
K71-498-00	8K-10K GD - After April 2000	Yes	12-1/4" x 3-3/8"	Dexter	1 Wheel Set (RH)
K71-051-00	10K HD Stamped		12-1/4" x 4"	Dexter	1 Wheel Set (LH)
K71-052-00	10K HD Stamped		12-1/4" x 4"	Dexter	1 Wheel Set (RH)
K71-053-00	12K - 15K HD Stamped		12-1/4" x 5"	Dexter	1 Wheel Set (LH)
K71-054-00	12K- 15K HD Stamped		12-1/4" x 5"	Dexter	1 Wheel Set (RH)
K71-500-00	10K HD		12-1/4" x 4"	Dexter	1 Wheel Set (LH)
K71-501-00	10K HD		12-1/4" x 4"	Dexter	1 Wheel Set (RH)
K71-502-00	12K - 15K HD Cast		12-1/4" x 5"	Dexter	1 Wheel Set (LH)
K71-503-00	12K - 15K HD Cast		12-1/4" x 5"	Dexter	1 Wheel Set (RH)











Shoe Kits	
Part No	
K71-635-00	**KIT DISC RETRO FIT 8K, DEXTER
K568173	**12x2 ELECT SHOE KIT PARKING BRAKE 1 WHEEL 568173 @1 568174 @1
KSL116	**DISC PAD KIT PER WHEEL 10K

* = Special Order/Non-Stock

B

BRAKE KITS & SPRINGS

	K71-324-00	DEXTER ADJ SCREW & SPRING 10" & 12" 1 WHEEL
	K568110	ADJUSTER & SPRING KIT 10"-12" 1 BRAKE CARDED
	TK6211	ACTUATING LEVER ALKO 12X2 RH
	TK6212	ACTUATING LEVER ALKO 12X2 LH
	TK5211	ACTUATING LEVER HAY 12X2 RH AFTER LATE 1987
	TK5212	ACTUATING LEVER HAY 12X2 LH AFTER LATE 1987
	TK5215	ACTUATING LEVER DEX 12X2 RH PRIOR TO MID 1985
	TK5216	ACTUATING LEVER DEX 12X2 LH PRIOR TO MID 1985
	TK5232	ACTUATING LEVER DEX 10X1 1/2 LH AFTER MID 1988
	TK5304	RETURN SPRING AXLE SET 10" ALKO
	TK5306	RETURN SPRINGKIT AXLE SET
	TK5307	RETURN SPRING AXLE SET 12" ALKO











	TK5320	HARDWARE KIT AXLE SET
	TK5353	HOLD DOWN KIT AXLE SET
	TK5404	ADJUSTER SCREW & SPRING KIT CONTAINS & 60272401 & 60272801&96526
	TK5407	SPRING KIT FOR ADJUSTER AXLE SET
	096523	ADJUSTER SPRING 8-16K
	60283200	LEVER ARM 12" NEW STYLE RH ALKO
	60283100	LEVER ARM 12" NEW STYLE LH ALKO
	603135	RH MAGNET ARM 8-12K ALKO/HAYES
	603136	LH MAGNET ARM 8-12K ALKO/HAYES
	96508	10" & 12" HOLD DOWN CUP WASPRING
	96526	ADJUSTER SCREW SPRING










B

* = Special Order/Non-Stock

B

BRAKE KITS & SPRINGS

	K71-363-00	**DEXTER BRAKE SPRING KIT 10" & 12" ELECT
	K71-399-00	Electric Brake Parts Kit, Contains extra heat shrink caps, magnet retainer lips, wire clips, plugs, wire grommets ad wire connectors for repairing Dexter brakes.
	K71-412-00	Brake Spring Kit for one Dexter 12 1/4" x 2 1/2" electric brake (7.2K) with stamped backing plate.
	K71-426-00	Brake Spring Kit for one Dexter 10" x 2 1/4" free backing, corrosion resistant, hydraulic brake.
	K71-434-00	Brake Spring Kit for one Dexter 12" x 2" free backing, corrosion resistant, hydraulic brake.
	9661106	12" BRAKE HOLD DOWN PIN
	SB18505	hold down pin 12" hyd brake shoe
	SB9789	SHOE HOLD DOWN CUP ALL BRAKES
	SB10959	#8 SHOE HOLD DOWN PIN
	SB9790	HOLD DOWN SPRING FOR FREE BACKING
	SB05983	HOLD DOWN SPRING plated ALL MDLS
	SB07883	HOLD DOWN SPRING FOR FREE BACKING
	SB07884	SS HOLD DOWN SPRING FOR UNISERVO MARINE BRAKE.
	K568096	BRAKE SPRING KIT 12 X 2 ELECT RETURN SPRING & ADJ SPRING CARDED 1 BRAKE
	K568097	BRAKE SPRING KIT 10 X 2.25 ELECT INCLUDES RETRACTOR & ADJUSTER SPRINGS 1 BRAKE CARDED HAYES\ALKO 3.5K

	K71-362-00	10 x 1 1/2" spring kit
	K71-417-00	BRAKE ADJ KIT ELECT STAMPED 8K - 15K
	K71-418-00	BRAKE ADJ KIT ELECT CAST 8K - 15K
	K71-421-00	SPRING ADJ KIT ELECT 8K - 15K.
	K71-422-00	SPRING ADJ KIT HYD 8K - 15K.
	K71-472-00	ADJ KIT HYD FSA 8K - 15K
	K71-504-00	ADJ KIT ELECT CAST 8K - 15K LH
	K71-505-00	ADJ KIT ELECT CAST 8K - 15K RH
	K71-506-00	SPRING KIT ELEC 8K - 15K.

* = Special Order/Non-Stock

B



Part #	Wire Color	Length	Width	Thickness	Style	Fits or Replaces
TEKONSHA						
TK5105	Red	3-1/4"	2-3/8"	7/8"	Round	Hayes 10" x 2-1/4" (Prior to mid 1987) Hayes 10" x 1-5/8" (Prior to mid 1987)
TK5106	Green	3-1/8"	2"	15/16"	Oval	Dexter 10" x 1-1/4" Hayes 10" x 2-1/4" (After mid 1987) Hayes 10" x 1-5/8" (After mid 1987)
TK5108	Red	3-9/16"	2-11/16"	7/8"	Round	Hayes 12" x 2" (Prior to late 1987)
TK5109	White	3-1/8"	2"	15/16"	Oval	Dexter 12" x 2" Hayes 12" x 2" (After late 1987)
TK5113	White	2-1/16"	1-15/16"	3/4"	Round	Dexter 10" x 1-1/2" (Prior to mid 1988) Dexter 7" x 1-1/4" (After April 1990) Manufacturer #: K71-057-00 **Brakes Prior to 4/1/90 Require Replacing the Lever Arm
TK5114	Black	3-1/8"	2"	15/16"	Oval	Dexter 12" x 2" 7K Axles Manufacturer #: K71-125-00"
TK5118	Yellow	3-1/8"	2"	15/16"	Oval	Dexter 10" x 1-1/2" (After mid 1988) Manufacturer #: K71-177-00
TK5120	MAGNET CLIPS C STYLE 10 PCS TO EACH CLAM PACK					
TK5121	SQ MAGNET CLIPS 10PCS TO EACH CLAM PACK HAS 1 FANG IN CENTER OF EACH SIDE					
9680815	SQ MAGNET CLIP BULK ALSO FITS ALKO OVAL HAS TWO FANGS ON EACH SIDE					
TK6106	Light Green	3-1/8"	2"	15/16"	Oval	Alko 10" x 2-1/4"
TK6109	White	3-1/8"	2"	15/16"	Oval	Alko 12" x 2" 5.2K-7K"
HAYES/ALKO						
KM116	Red	3-1/4"	2-3/8"	7/8"	Round	Hayes 10" x 2-1/4" (Prior to mid 1987) Hayes 10" x 1-5/8" (Prior to mid 1987)
KM115	Red	3-9/16"	2-11/16"	7/8"	Round	Hayes 12" x 2" (Prior to late 1987)"
K568111	White	3-1/8"	2"	15/16"	Oval	Dexter 12" x 2" Hayes 12" x 2" (After late 1987)
K568119	Green	3-1/8"	2"	15/16"	Oval	Dexter 10" x 1-1/4" Hayes 10" x 2-1/4" (After mid 1987) Hayes 10" x 1-5/8" (After mid 1987)
K568252	Red				Hex.	Hayes / Alko 8K - 16K Vented
K71-104-00	Green	3-1/8"	2"	15/16"	Oval	Dexter 10" x 1-1/4" Hayes 10" x 2-1/4" (After mid 1987) Hayes 10" x 1-5/8" (After mid 1987)
K71-105-00	White	3-1/8"	2"	15/16"	Oval	Dexter 12" x 2" Hayes 12" x 2" (After late 1987)
K71-375-00	White				Oval	Dexter 12-1/4" x 3-3/8" 8K Electric Brake After 6/92
K71-377-00	Black					Dexter 12-1/4 x 5" (12K) electric brakes after 6/92. Used with actuating lever 047-123-16.
K71-441-00	Red	3-1/8"	2"		Oval	Dexter 12-1/4" x 2-1/2" 7.2K
027-050-00						Dexter Clip 8K
K71-057-00	White				Round	Dexter 7 x 1-1/4" after 4/1/90 10x1 1/2 prior 9/1/88
K71-125-00	Blk				Oval	Dexter 12x2 Magnet 7K
K71-376-00	Yel					Dexter 12x3-3/8" Magnet 9-10K
K71-177-00						Dexter 10" x 1 1/2" after 9-1-88
K71-378-00						Dexter 12 1/4" x 5" Magnet 15K after 6/92



* = Special Order/Non-Stock

B

BREAKAWAY PARTS & KITS



Part Number	Parts Included in Kit									
	Battery		Battery Box		Charger		Switch		Pins & Cables	
	Part #	Description	Part #	Description	Part #	Description	Part #	Description	Part #	Description
TK1028	TK1023	12v 4 Amp/hr	TK2018	Polymer	1024	DC/DC	TK2010-S	Nylon	TK2010-A	NylonPin on Coated Cable
TK2028	1242	12v 5Amp/hr	TK2018	Polymer	TK2024S	DC/DC	TK2010-S	Nylon	TK2010-A	NylonPin on Coated Cable
TK20020	1242	12v 5Amp/hr	TK20000	Polymer Lockable	TK2024S	DC/DC	TK2010-S	Nylon	TK2010-A	NylonPin on Coated Cable
TA946	1242	12v 5Amp/hr	TA949	ABS Bolt On	N/A	N/A	TA948	Nylon	TA952	NylonPin on Coated Cable
# TA947	1242	12v 5Amp/hr	TA949	ABS Bolt On	TA950	Solid State DC/DC	TA948	Nylon	TA952	NylonPin on Coated Cable
TA954	1242	12v 5Amp/hr	TA949	ABS Bolt On	TA950	Solid State DC/DC	TA948	Nylon	TA952	NylonPin on Coated Cable
H20100	1242	12v 5Amp/hr		Plastic w/ LED Charge Light	TA950	Solid State DC/DC	TA948	Nylon	TA952	NylonPin on Coated Cable
4822100	2/1242	12v 5Amp/hr EA	2/TK2051	Plastic	TA950	1 break-away sw	TK2014	Nylon	TK1010-A	Nylon pin on Coated Cable

#Plain brown box



Battery Boxes

Part Number	Description
TA949	Black ABS Screw Together with Mount Hardware
TK20000	Black Poly w/ Metal Frame Lockable Hardware NOT Included
TK2018	Black Poly w/ Post Mount Bracket
TK2051	Black Poly 4 Bolt Mount Hardware NOT Included
19-0740	Group 24 House Battery Black Plastic w/ Strap & Hardware
19-0745	Group 27 House Battery Black Plastic w/ Strap & Hardware

Push N Test

Part Number	Description
86172	Top load breakaway kit with test button

Batteries

Part Number	Description
1242	12v 5-Amps/Hr Gel Cel Chargable
926	12v Lantern Style Screw Post - Not Chargable



1242

926

Chargers

Part Number	Description
TA950	DC/DC Gel Cel Battery Charger Solid State
TA950V	Same as TA950 As a Vista Pack
TK2024	DC/DC 12v Gel Battery Charger Solid State
5509DT	DC/DC DRAW-TITE 12v Charge



TA950

TK2024

Breakaway Switch

Part Number	Description	MFG #
TA948	Nylon w/ MTC Tab Bulk w/ Pin & Cable	
TA948V	Nylon w/ MTC Tab Package w/ Pin & Cable	
TK2009-S	Metal w/ MTC Tab Packaged w/ Pin & Cable	2009-P
TK2010-S	Nylon w/ MTC Tab Packaged w/ Pin & Cable	2010-P
TK2014	Nylon w/ MTC Tab Bulk w/ Pin & Cable Long Leads	
2005	BREAKAWAY SWITCH new bargman style	




TA948

TK2009-S

Pins and Cables

Part Number	Description	MFG #
TA952	Nylon Pin on Coated Cable Hopkins Fits TA948 & TA948V	
TK2010-A	Nylon Pin on Coated Cable Bulk Tekonsha Fits TA2010 & TA2014	2020-A
TK2010-A-S	Nylon Pin on Coated Cable Packaged Tekonsha Fits TA2010 & TA2014	2010-A-P
TK2009-A-S	Brass Pin on Coated Cable Packaged Tekonsha Fits TK2009-S	2009-A-P
54-85-002	Nylon Pin on Coated Cable Packaged Bargman	



TK2010-A

TK2009-A-S

B

BREAKAWAY PARTS

* = Special Order/Non-Stock



ATWOOD
All Fit 3" Tube



PART NO	Coupler	Brake Type	Rating	Coating	SPECIAL	ID
83010	2" Coupler	Surge Brake Actuator Bolt on	8,000 lbs.	Zinc	Drum Brake Only	3"
83005	2" Coupler	Surge Brake Acuator Bolt on	8,000 lbs.	Painted	Drum Brake Only	3"
82543	2" Coupler	Surge Brake Actuator Bolt on	6,000 lbs.	Painted	Drum Brake Only	3"
84132	2" Coupler	Surge Brake Actuator Bolt on	6,000 lbs.	Zinc	Drum Brake Only	3"

B

FULTON



PART	Coupler	Brake Type	Rating	Coating	SPECIAL	ID
A603000301	2" Coupler	Surge Brake Swingway Actuator 3x4 tongue weld on pivot	6,000 lbs.	Zinc	Drum Brake Only	3"
1370219S01 Push Rod Cable Assembly						

A60PLO

Coupler only also available in swing away

ACTUATORS



DEMCO
Model DA66 & DA66B



PART	Coupler	Brake Type	Rating	Coating	SPECIAL	ID
8606101	2" Coupler	Surge Actuator Bolt on Top Mount Lowers Tongue Height 3"	6,000 lbs.	Plated Zinc	Drum Brake Only	3"
8606301	2" Coupler	Inline Surge Actuator Bolt On	6,000 lbs	Plated Zinc	Drum Brake Only	3"
8605001	2" Coupler	Surge Actuator Bolt on DA66B	6,000	Plated Zinc	Drum Brake Only	3"




TITAN
Model 60

PART NO	Coupler	Rating	Coating	ID	Mount	Special
43397	Multi Fit 1-7/8" & 2" Coupler	6,000 lbs.	Zinc	3"	Bolt on	Drum Brake Only
43329	Lever Lock 2" Coupler	6,000 lbs.	Zinc	3"	Bolt on	Drum Brake Only



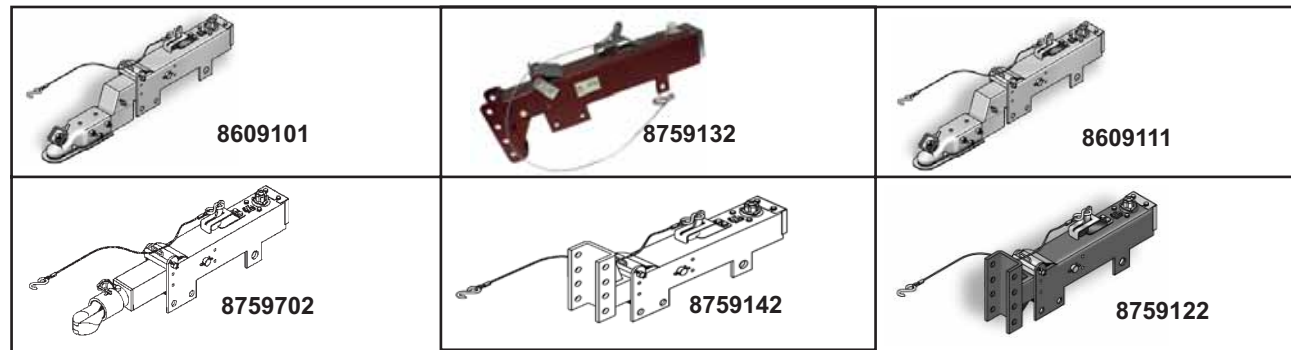
Titan Model 6

PART	Coupler	ID	Rating	Coating	Brake
24800	1-7/8" & 2" Coupler Multi Fit Drop Tube; Bolt on	3"	6,000 lbs	Zinc	Surge
24928	1-7/8" & 2" Coupler Multi Fit Weld on	A-50 Deg	6,000 lbs	Zinc	Surge
4079200	2 5/16" Coupler Bolt on S/D	3"	7,500 lbs	Zinc	Surge
40455	3" Pintle Eye Weld on	A-50 Deg	6,000 lbs	Zinc	Surge
24878	Adjustable Center Channel Bolt on 3" Tube (No Coupler)	3"	7,500 lbs	Zinc	Surge
47451	Replacement Inner Slide for 24878				



Titan Model Aero 7500

PART	Coupler	ID	Rating	Coating	Brake
4500600	Aero 7500 Actuator w/lockout lever, Drum, Bolt on 3" tongue	3"	7,500 lbs	Zinc	



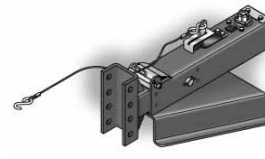
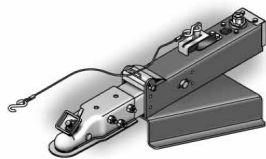
DEMCO Model DA86

PART	Coupler	Brake	Rating	
8608601	2" Ball Auto Latch	Drum	8.6K	ZINC 8.6K ACTUATOR DRUM BRAKE 2" BALL AUTO LATCH COUPLER 3" CHANNEL FOR MOUNTING



DEMCO Model DA91

PART	Coupler	Brake	ID	Rating	Coating	SPECIAL NOTE
8609101	2" Fulton Coupler Straight Tube	Surge	3"	6,000 lbs.	Plated	
8609111	**2" Fulton Coupler Drop Tube	Surge	3"	6,000 lbs.	Plated	
8759122	Adjustable Centered Channel Bolt on	Surge	3"	8000 lbs.	Primed	
8759142	Adjustable Channel Up Bolt on	Surge	3"	8000 lbs.	Primed	
8759132	Adjustable Channel Down Bolt on	Surge	3"	8000 lbs.	Primed	
8759702	2-5/16 Bull Dog Straight Bolt on	Surge	3"	8000 lbs.	Primed	*DA95



DEMCO Model DA9150

PART	Coupler	Brake	Rating	ID	Coating
8609502	2" Ball Coupler Weld on	Surge	6,000 lbs.	A- 50 Deg	Primed Body, Zinc Copupler
8759522	Adjustable Centered Channel Weld on	Surge	8000 lbs.	A- 50 Deg	Primed

B

ACTUATORS

* = Special Order/Non-Stock

B

ACTUATORS



TITAN Model 10


PART	Coupler	Rating	Coating
16075*	2-5/16" Ball Coupler Weld on	10,000 lbs	Primed
16077*	Lunette Eye Weld on	10,000 lbs	Primed
24046*	2-5/16" Adjustable Center Channel Coupler or Lunetter Eye (NOT Included)	10,000 lbs.	Primed
4831000	ultra 70 drum brake actuator unpainted weld on	7,000 lbs	unpainted
2477600	MDL10 PLATED ACTUATOR W/2 5/16" COUPLER STR BOLT ON DRUM BRAKE		
4809700	**mdl10 actuator bolt on adj plated no coupler 10k drum style	10,000 lbs	

***MUST REMOVE INNERSLIDE TO WELD ON TO PROTECT WEAR PADS**



DEMCO Model DA10


PART	Coupler	ID	Rating	Coating	SPECIAL NOTE
8101802	2-5/16" Lever Lock Straight Bolt on Surge Brake Actuator	3"	12,000 lbs.	Primed	Bolt On
8101801	2-5/16" Lever Lock Straight Bolt on Surge Brake Actuator	3"	12,000 lbs.	Zinc	Marine coated
8101022	Adjustable Center Channel on Surge Brake Actuator	3"	12,000 lbs.	Primed	Bolt on
8101042	Adjustable Up Channel Bolt on Surge Brake Actuator	3"	12,000 lbs.	Primed	Bolt On
8100122	Adjustable Center Channel Weld on Surge Brake Actuator	3"	12,000 lbs.	Primed	Extra Weld Surface Attached (8100122 does not require disassembly to weld on)
8102512	2 5/16" LEVER LOCK STD OUTER CASE	2 5/16"	12,000 lbs	Primed	DA10 DROP TUBE 2 5/16" LEVER LOCK STD OUTER CASE W/ BOLT ON FLANGE



TITAN Model 20

PART	Coupler	Rating	Coating
12974*	3" Lunette Eye Weld on	20,000 lbs.	Primed
18898	2-5/16" Adjustable Ball Coupler Weld on	12,000 lbs.	Primed
18991*	Adjustable Centered Channel Weld on (Coupler NOT Included)	20,000 lbs.	Primed
17778	mdl20 titan actuator w/adj eye	20,000 lbs	Primed

***MUST REMOVE INNERSLIDE TO WELD ON TO PROTECT WEAR PADS**



DEMCO Model DA20

PART	Coupler	Brakes	ID	Rating	Coating
8202022*	Adjustable Center Channel Weld On	Surge		20,000 lbs.	Primed
8202122	Adjustable Center Channel Weld on with Mount Bracket	Surge	3"	20,000 lbs.	Primed

***MUST REMOVE INNERSLIDE TO WELD ON TO PROTECT WEAR PADS**

DISC ACTUATORS

* = Special Order/Non-Stock



ATWOOD All Fit 3" Tube

PART	Coupler	Brake Type	Rating	Coating	SPECIAL	ID
88740	2" Coupler	Surge Disc Brake Actuator	6,000 lbs.	Painted	Disc Brake Only	3"
88730	2" Coupler	Surge Disc Brake Actuator	6,000 lbs.	Zinc	Disc Brake Only	3"
80360	2" Coupler	Surge Disc Brake Actuator	8,000 lbs.	Painted	Disc Brake Only	3"
*80366	2" Coupler	Surge Disc Brake Actuator	8,000 lbs.	Zinc	Disc Brake Only	3"

B



TITAN

PART	Coupler	Brake	Rating	
4606500	Aero 7500 Actuator	Disc	7.5K	Aero 7500 Actuator w/lockout lever, Disc, Bolt on 3" tongue
4839000	Aero 7500 Actuator	Disc	7.5K	Swing Away Model 7500 Aero-Disc Bolt On



PART	Coupler	Brake Type	Coating	SPECIAL
4816000	Ultra 70	Disc	unpainted	Weld on

DEMCO

PART	Description	Rating	Coating	SPECIAL	ID	NOTE
8103721	DA10 Plated Center Channel Adjustable Bolt On	12K	Zinc		3"	
8758721	DA91 Plated Center Channel Adjustable Bolt On	8K	Zinc		3"	
DA10 DROP TUBE 2 5/16" PRIMERED LEVER LOCK STD OUTER CASE W/ BOLT ON FLANGE						
<i>Other Models Available by Special Order</i>						



DEMCO Model DA86

PART	Coupler	Brake	Rating	
8608611	2" Ball Auto Latch	Disc	8.6K	ZINC 8600# ACTUATOR DISC BRAKE 2" BALL AUTO LATCH COUPLER 3" CHANNEL FOR MOUNTING W/SOLENOID

ACTUATORS

B



UFP/ LATCH PIN KIT FOR A-75
 P34566



UFP/ LATCH REPAIR KIT FOR A-75
 P36369



UFP/ TOP SLIDE PAD FOR A-75 / A-84
 P47710



LOCK-OUT BLOCK; FOR THE UFP
 A-60 BRAKE ACTUATOR, (UFP P/N. 34557)
 SKU: P30160
 34557




MINI BARB-FITTING; (#10-32)
 REPLACEMENT PART FOR THE UFP, A-60
 BRAKE ACTUATOR (UFP P/N. 32570)
 P32570



UFP/BOLT-3/8-16x7/8
 P32291
 SHOCK ABSORBER BOLT; REPLACEMENT
 PART FOR THE UFP, A-60 BRAKE ACTUATOR
 (UFP P/N. 32291) 1 REQUIRED PER ACTUATOR.



UFP/BREAK-AWAY CABLE/A-60/A-75/A-84
 P34422
 BREAK-AWAY CABLE ASSEMBLY; REPLACEMENT
 PART FOR THE UFP, A-60 BRAKE ACTUATOR
 (UFP P/N.34370)



UFP/CABLE CLIP
 P34355
 BREAK-AWAY CABLE CLIP; REPLACEMENT
 PART FOR THE UFP, A-60 BRAKE ACTUATOR
 (UFP P/N. 34355) 1 REQUIRED PER ACTUATOR.

UFP/CABLE PLATE

P34380
 CABLE ATTACHMENT PLATE; REPLACEMENT
 PART FOR THE UFP, A-60 BRAKE
 ACTUATOR (UFP P/N. 34380)
 1 REQUIRED PER ACTUATOR.



BOLT FOR 4" SWING TONGUE
 -5/8" x 5" long. Grade 8 Bolt.

P 30009



HITCH PIN FOR UFP SWING TONGUE, 5X8"X5"

P 47630

5/8" Hitch pin for a UFP swing tongue. 5" long.



NUT FOR UFP SWING TONGUE-5/8-11, NYLOCK

P 33186



UFP / SHOCK ABSORBER
 / A-60/ A-75/ A-84

SKU: P30172
 P32306

SHOCK ABSORBER; REPLACEMENT PART FOR THE
 UFP, A-60 BRAKE ACTUATOR
 (UFP P/N. 32306)
 1 REQUIRED PER ACTUATOR.



UFP / SOLENOID VALVE W/BULLET

P 33536

REVERSE VALVE; REPLACEMENT PART FOR
 THE UFP, A-60 BRAKE ACTUATOR
 (UFP P/N. 33536)
 NOT APPLICABLE TO AL MODELS.



UFP / SPRING FOR RELEASE BRACKET

P 32546

PUSH ROD RELEASE
 BRACKET SPRING; REPLACEMENT PART
 FOR THE UFP, A-60 BRAKE ACTUATOR
 (UFP P/N. 32546)
 1 REQUIRED PER ACTUATOR.





UFP/OUTER MEMBER/A60L / RAW

P 34066
OUTER MEMBER FOR THE UFP:
A-60, A-70, A-84, BRAKE ACTUATORS.
WELD ON, LONG MOUNT, UN-COATED.
(UFP P/N: 34066)



UFP/OUTER MEMBER/A60L/PRIMED

P 36110
OUTER MEMBER FOR THE UFP:
A-60, A-70, A-84, BRAKE ACTUATORS.
WELD ON, LONG MOUNT, PRIMER-COATED.
(UFP P/N: 34083)



UFP/OUTER MEMBER/A60T / RAW

P34064
OUTER MEMBER FOR THE UFP:
A-60, A-70, A-84, BRAKE ACTUATORS.
WELD ON, TALL MOUNT, UN-COATED.
(UFP P/N: 34064)



UFP/OUTER MEMBER/A60T/PRIMED

P 34088
OUTER MEMBER FOR THE UFP:
A-60, A-70, A-84, BRAKE ACTUATORS.
WELD ON, TALL MOUNT, PRIMER-COATED.
(UFP P/N: 34088)



UFP/OUTER MEMBER/X.L./ BOLT-ON

35693
OUTER MEMBER FOR THE UFP
A-60, A-70, A-84, BRAKE ACTUATORS,
BOLT-ON, EXTRA-LONG MOUNT,
ZINC PLATED / REQUIRES 4inch x3inch
TUBE FOR MOUNTING. (UFP P/N. 35693)



UFP/PUSH-ROD BRACKET

P 34378
PUSH ROD BRACKET; REPLACEMENT PART
FOR THE UFP, A-60 BRAKE ACTUATOR
(UFP P/N. 34378)
1 REQUIRED PER ACTUATOR.



UFP/REAR ROLLER

P34376
REAR ROLLER; REPLACEMENT PART FOR THE
UFP, A-60 BRAKE ACTUATOR
(UFP P/N. 34376)
2 REQUIRES PER ACTUATOR.

UFP/RESERVIOR COVER PLATE

P 34300
RESERVOIR COVER PLATE;
REPLACEMENT PART FOR THE UFP,
A-60 BRAKE ACTUATOR
(UFP P/N. 34300)



UFP/RESERVIOR DIAPHRAGM

P 32288
RESERVOIR DIAPHRAGM;
REPLACEMENT PART FOR THE UFP,
A-60 BRAKE ACTUATOR
(UFP P/N. 32288)



UFP/RESERVOIR PLUG

P 32286
RESERVOIR PLUG;
REPLACEMENT PART FOR THE UFP,
A-60 BRAKE ACTUATOR
(UFP P/N. 32286)



UFP/RETAINING RING

P32262
RETAINING RING;
REPLACEMENT PART FOR THE UFP,
A-60 BRAKE ACTUATOR
(UFP P/N. 32262)
2 REQUIRED PER ACTUATOR.



UFP/ROLLER PIN

P 34079
ROLL PIN;
REPLACEMENT PART FOR THE UFP,
A-60 BRAKE ACTUATOR
(UFP P/N. 34079)
2 REQUIRED PER ACTUATOR.



UFP/ROLLER PIN WASHER

P 32554
ROLLER PIN WASHER;
REPLACEMENT PART FOR THE UFP,
A-60 BRAKE ACTUATOR
(UFP P/N. 32554)
4 REQUIRED PER ACTUATOR.



UFP/SHOCK BUSHING

P 34301
SHOCK ABSORBER BUSHING;
REPLACEMENT PART FOR THE UFP,
A-60 BRAKE ACTUATOR (UFP P/N. 34301)
1 REQUIRED PER ACTUATOR.



B

* = Special Order/Non-Stock

B

FITTINGS & ASSEMBLIES



No image Available

UFP SWING TONGUE-4" TUBE W/ 25" OM-PRIMED

P47131
UFP Swing Tongue. Convert your trailer to a swing away tongue. More room in the garage!



UFP/CAP LOCK-OUT KIT
P34359
LOCK-OUT CAP KIT; FOR UFP A-60 ACTUATORS, CAN BE USED IN PLACE OF MANUAL LOCK OUT BLOCK. (UFP P/N. 34359)



UFP/DRAIN TUBE
P34508
REVERSE VALVE DRAIN TUBE; REPLACEMENT PART FOR THE UFP, A-60 BRAKE ACTUATOR (UFP P/N. 34508) 1 REQUIRED PER ACTUATOR IF EQUIPPED WITH BACK-UP RELEASE VALVE.



UFP/FRONT ROLLER
P34371
FRONT ROLLER; REPLACEMENT PART FOR THE UFP, A-60 BRAKE ACTUATOR (UFP P/N. 34371) 2 REQUIRED PER ACTUATOR.



UFP/FRONT WEAR PAD
P32592
TOP WEAR PAD; REPLACEMENT PART FOR THE UFP, A-60 BRAKE ACTUATOR (UFP P/N. 32592) 1 REQUIRED PER ACTUATOR.



UFP/INNER MEMBER PRIMARY ASSY FOR A-60
P34021
INNER MEMBER PRIMARY ASSEMBLY; REPLACEMENT PART FOR THE UFP, A-60 BRAKE ACTUATOR (UFP P/N. 34021)



UFP/INNER MEMBER PRIMARY ASSY. FOR A-75
P 47720
UFP/INNER MEMBER PRIMARY ASSY. FOR A-75



UFP/LATCH PIN KIT/ FOR A-60
P 34545
LATCH PIN KIT; REPLACEMENT PART FOR THE UFP, A-60 BRAKE ACTUATOR (UFP P/N. 34545)

UFP/LATCH PIN KIT/ FOR A-84 & A-160

P40110
UFP/LATCH PIN KIT/ FOR A-84 AND A-160 ACTUATORS.



UFP/LATCH REPAIR KIT FOR A-60

P 36360
LATCH REPAIR KIT; REPLACEMENT PART FOR THE UFP, A-60 BRAKE ACTUATOR (UFP P/N. 34142) 1 REQUIRED PER ACTUATOR.



UFP/LATCH REPAIR KIT/ A-84 & A-160

P 40120
UFP/LATCH REPAIR KIT FOR MODELS A-84 AND A-160.



P34762
MASTER CYLINDER WITH REVERSE DRAIN TUBE; (FOR UNITS WITH DISC BRAKES) REPLACEMENT PART FOR THE UFP, A-60 BRAKE ACTUATOR (UFP P/N. 34762)



UFP/MASTER CYLINDER-DRUM

P35154
MASTER CYLINDER; (FOR DRUM BRAKES) REPLACEMENT PART FOR THE UFP, A-60 BRAKE ACTUATOR (UFP P/N.)



UFP/OUTER MEMBER CAP (FOR A-60 ACTUATOR)

P32547
CAP; FOR UFP A-60 OUTER MEMBER BRAKE ACTUATORS, (UFP P/N. 32547)



UFP/OUTER MEMBER STD. ZINC/BOLT-ON

P34375
OUTER MEMBER FOR THE UFP: A-60, A-70, A-84, BRAKE ACTUATORS. BOLT ON, LL TALL MOUNT, ZINK PLATED. (UFP P/N: 34375)



UFP/SIDE WEAR PADS/THIN-(6)REQUIRED
P 32260
SIDE WEAR PAD; REPLACEMENT PART FOR THE UFP, A-60 BRAKE ACTUATOR (UFP P/N. 32260) 6 REQUIRED PER ACTUATOR.



UFP/SPRING STANDARD DRUM/DISC ASSY
P35112
PUSH ROD ASSEMBLY; (FOR DRUM BRAKES OR DISC BRAKES ON 1 AXLE) REPLACEMENT PART FOR THE UFP, A-60 BRAKE ACTUATOR (UFP P/N. 35112)



UFP/SPRING TANDEM-DISC ASSY
P35114
PUSH ROD ASSEMBLY; (FOR DISC BRAKES ON 2 AXLES) REPLACEMENT PART FOR THE UFP, A-60 BRAKE ACTUATOR (UFP P/N. 35114)



UFP/TOP & BOTTOM PAD/THICK-(3)REQUIRED
P 32263
TOP & BOTTOM WEAR PAD; REPLACEMENT PART FOR THE UFP, A-60 BRAKE ACTUATOR (UFP P/N. 32263) 3 REQUIRED PER ACTUATOR

Item	Part No.	Description
ATWOOD		
	87478	ATWOOD SURGE FILLER CAP
	85962	ATWOOD SURGE FILLER CAP BULK 87478 FOR BRAKE ACTUATOR
	85840	DISC BRAKE MASTER CYLINDER REPLACEMENT BOXED
	85841	ATWOOD MASTER CYL. DRUM BRAKE ONLY
	85837	MASTER CYL W/ PUSH ROD ASY ATWOOD
	85741	MASTER CYL GASKET ONLY ATWOOD
	84258	ATWOOD BOOT REPLACEMENT KIT
	87779	ATWOOD BOOT REPLACEMENT BULK
	SB18639	ELBOW BRAKE FITTING ATWOOD
	SB80777	DISC BRAKE FITTING ATWOOD W/ ORFICE
	85830	ATWOOD HYD REPLACEMENT SHOCK ABSORBER
	85842	SHOULDER BOLT w/ block and nuts ATWOOD SURGE BRAKE
	85844	RELEASE HANDLE ATWOOD SURGE BRAKE
	85852	ATWOOD PUSH ROD ASSYREPL KIT
	85963	CAP SEAL ATWOOD BULK SOLD EACH FOR USE WITH 85962 BULK CAP


B

FITTINGS & ASSEMBLIES

* = Special Order/Non-Stock

B

FITTINGS & ASSEMBLIES

Item	Part No.	Description
TITAN		
	17556	MASTER CYLINDER GASKET\CAP
	10271	MASTER CLY. MODEL 6
	12503	FILLER CAP M # 10 & 20 DICO
	15070	OUTER CASE CAP
	23744	CYL MDL 10/20 needs 12098 ORFICE 1/8MPT sold separte INCLUDES PUSH ROD
	4747100	DISC BRAKE MASTER CYL MDL10/20
	4819200	MASTER CYLINDER ULTRA 70 DISC
	4830900	MASTER CYLINDER ULTRA 70 DRUM
	15026	DICO MDL 6&60 CYL REPAIR KIT
	43951	MASTER CYLINDER MDL 60
	44807	MODEL 60 FILLER CAP W\GASKET
	SB24700	20" CABLE W\ HOOKS FOR BREAKAWAY ON DA66
	05408	38" CABLE W\ HOOKS DEMCO ALL DEMCO MDLS EXPT DA66 #18
	8388	CYL BRKT ASY RH Mdl 10/20
	8389	CYL BRKT ASY LH Mdl 10/20
	12098	BRASS ORIFICE CONNECTOR SURGE BRAKE ACTUATORS TITAN ALL MDLS DEMCO ALL MDLS 3/16 IVF X 1/8 MPT
	12099	3/16" LINE CONNECTOR 1/4" MPT MDL# 20 & 10 before 9/02 AFTER 9/02 USE 12098 1/8" MPT

Item	Part No.	Description
DEMCO		
	5672	DISC BRAKE MASTER CYLINDER DEMCO ALL MDLS
	05650	MASTER CYLINDER W/GASKET NEWSTYLE COMPOSITE NYLON W/SIGHT GAUGE BUILT IN NO RUST OR CORROSION DIRECT REPLACEMENT FOR CAST OBSOLETE MDL DEMCO ALL MDLS NOT FOR DISC BRAKES
	09153	NEW STYLE GASKET FOR COMPOSITE MASTER CYL
	03876	REPLACEMENT CAP FOR DEMCO SURGE BRAKE ALL MDLS.
	05679	BRASS BRAKE LINE FITTING for master cyl 3/16" INVERTED FLARE 1/8 MPT DEMCO all models no orifice
TITAN		
	4819100	MASTER CYLINDER ULTRA 70 DISC DAMPER
	4819200	MASTER CYLINDER ULTRA 70 DISC
	4830900	MASTER CYLINDER ULTRA 70 DRUM
	15026	DICO MDL 6&60 CYL REPAIR KIT
	43951	MASTER CYLINDER MDL 60
	44807	MODEL 60 FILLER CAP W/GASKET
	SB24700	20" CABLE W/S HOOKS FOR BREAKAWAY ON DA66
	05408	38" CABLE W\ HOOKS DEMCO ALL DEMCO MDLS EXPT DA66 #18
	56102	BRAKE FLUID DOT 3 HD 12oz 450deg

B

FITTINGS & ASSEMBLIES

* = Special Order/Non-Stock

B

FITTINGS & ASSEMBLIES

Item	Part Number	Description
	10187	MASTER CLY. KIT 1.25"
	7784	MDL 20 DAMPNER
	12426	DAMPER SHOCK DICO
	10582	INNER SLIDE MODEL 20
	12976	INNER SLIDE DA20 W/EYE
	10957	ADJUSTER SCREW SPRING
	10958	SHOE SPRING
	12427	WARE DISC SLIDES THINNER
	1449	GREASE ZIRK 35/64 THREAD IN
	15933	INNER SLIDE M#
	16084	2 5/16 INNER SLIDE MDL 10 DICO TITAN
	16087	INNER SLIDE W/ ADJ. CHANNEL
	40456	INNER SLIDE W/3" LUNETTE EYE
	40677	INNER SLIDE 2 5/16 MDL 6 DICO
	43916	INNER SLIDE ASSY W/BALL LATCH
	47451	INNER SLIDE W/CHANNEL MDL 6
	7768	3/16" -3' BREAKAWAY SAFETY CHAIN TITAN ACTUATORS

Couplers

Repair Kits

Gooseneck Couplers

Adjustable Couplers

Gooseneck Adapters

5th Wheel Adapters

Kingpins

Disc Brake Actuators

Swingaway Couplers

Hydraulic Over Electric

Rental Couplers

COUPLERS

* = Special Order/Non-Stock

B

COUPLERS



FULTON

Part Number	Coupler	Rating	Coating
44-305R	2-5/16" A-Frame Coupler	10,000 lbs. 50 Degree	Primed
33-305	2" A-Frame Coupler Fas-Lok	5,000 lbs. 50 Degree	Primed
22-200	2" Ball Coupler 2" Channel Bolt on Fas-Lok	3,500 lbs. 2 Hole	Oily
22-200Z	2" Ball Coupler 2" Channel Bolt on Fas-Lok	3,500 lbs. 2 Hole	Zinc
22-250	2" Ball Coupler 2.5" Channel Bolt on Fas-Lok	3,500 lbs. 2 Hole	Oily
22-300	2" Ball Coupler 3" Channel Bolt on Fas-Lok	3,500 lbs. 2 Hole	Oily
34-300	2" Ball Coupler 3" Channel Bolt on Fas-Lok	5,000 lbs. 2 Hole	Primered
34-308	2" Ball Coupler with Hand Wheel 3" Channel	5,000 lbs 2 Hole	Zinc
11-200	1-7/8" Ball Coupler 2" Channel Bolt on Fas-Lok	2,000 lbs. 2 Hole	Oily
11-250	1-7/8" Ball Coupler 2.5" Channel Bolt on Fas-Lok	2,000 lbs. 2 Hole	Oily
11-300	1-7/8" Ball Coupler 3" Channel Bolt on Fas-Lok	2,000 lbs. 2 Hole	Oily
43-805W	2" Cast A Frame Coupler Round Jack Hole	8,000 lbs. 50 Degree	Primed
2863	knob style bolt on top mount 308	5K 2 hole	Primed
44150WQ 0317	2-5/16" Cast A Frame Square Jack Hole	15K	Primed
E22200	2"x2" ball str Eclipse by fulton	3.5K	Zinc
E22300	3"x2" ball str Eclipse by Fulton	3.5K	Zinc
E33305	2" ball A- Frame	5K	Black
E44305	2 5/16" Ball A Frame	10K	Black
CH0701	Handi-Grip coupler handle		



SBC353

FOLD AWAY 2" BALL COUPLER BOLT ON 3.5K
 FITS 3" X 3" TUBE TONGUE
 21" PIVOT LENGTH

Fold-Away couplers provide space saving alternatives for easy storage. The patented cast hinge designs offer strength coupled with a sleek appearance. Bolt-On. Chain retainer prevents safety chains from dragging yet allows free movement during towing. Pivot restricted to 165 degrees to prevent damage to side marker lights. Provides 21" additional clearance for trailer storage.




HDPB330101

BOLT ON SWING AWAY COUPLER BRKT ONLY ZINC 3" X 3"
 3.5K FOLD AWAY HINGE KIT REDUCES TONGUE BY UPTON 36"
 INCLUDES ALL HARDWARE NO COUPLER OR TUBING
 FULTON



UFP/COUPLER/BOLT-ON 5000#



P34318

UFP/COUPLER/BOLT-ON 5000#



UFP/COUPLER/WELD-ON 5000#




P34099

UFP/COUPLER/WELD-ON 5000#




UFP/A-FRAME COUPLER/NO HOLE



P34304



UFP/A-FRAME COUPLER W/JACK HOLE



P34100

UFP/A-FRAME COUPLER W/JACK HOLE



B

SWING AWAY

* = Special Order/Non-Stock

DEMCO AUTO LATCH



Normally, the auto-locking coupler is in its locked position. There's no need to lift the lever to hook up.


When the coupler is being lowered over the hitch ball, the lever automatically lifts to allow the coupler socket to receive the hitch ball.

Once the hitch ball is seated in the coupler, the latch snaps automatically to its locked position.

B

DEMCO AUTO LATCH

 12141-97	2 5/16" BALL 4 BOLT PLATE AUTO LATCH COUPLER 21K RATED 4.5" X 4.5" CENTERS PLATE HOLES 5/8" PRIMERED by DEMCO
 12563	2" BALL X 3" CHANNEL AUTO LATCH COUPLER 10K WELD ON PRIMERED by DEMCO
 12564	2" BALL X 3" CHANNEL AUTO LATCH COUPLER 10K 3 BOLT BOLT ON ZINC by DEMCO
 **12660-97	**2 5/16" BALL A-FRAME AUTO LATCH COUPLER W/JACK HOLE 21K RATED PRIMERED by DEMCO
 12662-97	2 5/16" X 3" WELD ON AUTO LATCH COUPLER 21K RATED PRIMERED by DEMCO

	Description
 34-318	2" Hand wheel coupler 6K 3 bolt 3" wide 11963-95 Not Auto Latch


* = Special Order/Non-Stock



A	025230	Indicator Pin	WSL
D	022220	Cap Spring	WSL

See Kits

Bulldog Cequent Trailer



PART NO	Model	Coupler	Coating	Rating	Overall	Description
028381	2B2H	2" Ball	Primed	5,000	10-3/4"	2-1/2" OD X 1-3/4" ID Rd Pipe
028386	3B8H	2" Ball	Primed	7,000	16	A-Frame - 50° - fits A-Frame tongue
028387	3B4H	2" Ball	Primed	7,000	16-1/4"	3" Square or RectTongue - Str. Square
028461	4B2H	2-5/16" Ball	Primed	12,500	12-3/4"	2-1/4" OD X 1-3/4" ID Rd Pipe - Str. Round Pipe
028462	4B4H	2-5/16" Ball	Primed	12,500	16-1/2"	3" Square or RectTongue - Str. Square
028463	4B8H	2-5/16" Ball	Primed	12,500	16-1/2"	Fits 50° A-Frame tongue

Atwood



PART NO	Coupler	Coating	Rating	Description
075074	2-5/16" Ball	Painted	25,000	Flat Nose Coupler 4 Bolt, 4-1/2 Centers
80051	2" Ball	Painted	3,500	3" Channel Bolt on
80055	2" Ball	Zinc	3,500	3" Channel Bolt on
80060	2" Ball	Painted	5,000	3" Channel Weld on
80072	2" Ball	Painted	5,000	A-Frame
80082	2" Ball	Painted	5,000	2" Channel Weld on
80131	2-5/16" Ball	Painted	8,500	3" Channel Weld on
81911	2-5/16" Ball	Painted	10,000	A-Frame w Thumb Latch
81912	2-5/16" Ball	Painted	13,000	A-Frame w Thumb Latch
82311	2" Ball	Painted	3,500	Weld Between
82680	2-5/16" Ball	Painted	25,000	Weld on Under Mount
80101	2-5/16"	Painted	8,500	Weld on Aframe Yolk Style

@Latch Repair Kit Part # 07532



IMPORT

PART NO	Coupler	Coating	Rating	Description
AF250i	2" Ball	Black	5 K	2" AFRAME COUPLER 50 DEG OILY 5K IMPORT



TITAN

PART NO	Coupler	Coating	Rating	Description
1755000	2-5/16" Ball	Painted	20,000	Weld on Coupler



BUYERS


PART NO	Coupler	Coating	Rating	Description
0090108	2-5/16" Ball	Painted	12K	Coupler on 4.5" x 4.5" hole center bolt on plate needs 5/8" bolts

B
COUPLERS

* = Special Order/Non-Stock

B

COUPLER REPAIR KITS



5495
[63-0801] DEMCO LEVER LOCK REPAIR KIT FITS 6K FULTON 34-318 STYLE 11963-95

TITAN / DICO Coupler Repair Kits

Part Number	Description
43584	Titan Dico Lever Lock Repair Kit 2"
40454	Titan Dico Multi Fit Repair Kit 1 7/8" & 2"
1848700	Titan Dico Ring Lever Repair Kit 2-5/16"

ATWOOD Coupler Repair Kit

Part	Description	Atwood will not fit Buyers
07532	2-5/16 Lever Ring Repair Kit	
15TM	**2 1/16" Latch replacement kit 2" ball straight & A-frame	
15775	**2" Latch replacement kit 2" ball straight & A-frame	

IMPORT REPAIR KIT

Part	Description
AF250RK	Coupler Repair Kit for AF250i Import

Bulldog High Profile

Part	Description
024200	Bulldog High Profile coupler latch repair kit.

Buyers Coupler repair kit

Part	Description
HV-3	Fits on any AH3-B Buyers 0091015

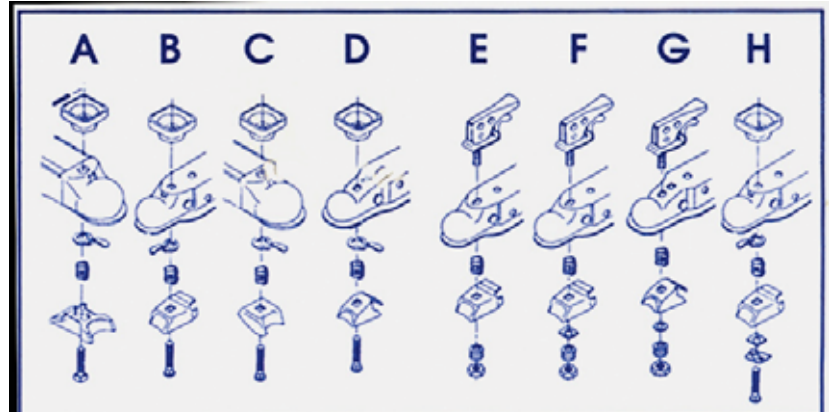
Part	Description
2945-24	Lock tab 5/8" hole for hand wheel couplers

FULTON Coupler Repair Kits

Part Number	Diagram	Description	Ball Diameter
52-0801	A	Kit for 306, B-6, 308, B-8 Coupler	2 1/2 1/8"
58-0801	E	Kit for 11 & 1 Series Fas-Lok Coupler - Class 1	1-7/8"
59-0801	F	Kit for 22 & 2 Series Fas-Lok Coupler	2"
60-0801	G	Kit for 34300, 33305 Fas-Lok Coupler- Class 2	2"
61-0801	D	Kit for 34308 Handwheel Coupler	2"
62-0801	D	Kit for 34318 Handwheel Coupler	2"
64-0801	N/S	Kit for 44305R Wedge-Latch TM	2-5/16"
65-0801	H	Kit for 22 Series Handwheel Coupler	2"
66-0801	N/S	Kit for 43805W Wedge-Latch TM Coupler	2"
68-0801	N/S	Kit for 44150W Wedge Latch TM Coupler	2-5/16"

N/S: illustration not shown * Special Order

Fulton Diagram





Croft

PART NO	Coupler	Rating
H3LA2.5	2.5" Ring to Coupler Adapter	5,000 lbs.
H-3	1-7/8 or 2" Ball Cast Weld on Coupler	5,000 lbs.
H3BOS	1-7/8 or 2" Bolt on 3" Channel Coupler	5,000 lbs.
H3BOS/RING	Bolt on Ball/Ring Coupler Reversible for Dual Purpose	5,000 lbs.
C2RA-1	Coupler to Ring Adapter	5,000 lbs.
SPECIAL NOTE: DO NOT EXCEED BALL RATING		



C2RA-1

! = Included in kit



CROFT Style Replacement Parts

Part NO	Description
! HV-3 C	Complete Kit -Included Lip Underjaw, Bolt, Washer, Eye Winder, Spring
K-3	Hand Wheel
C-3	Lip Underjaw
HVB-3	Bolt
W-3	Washer
HVN3	Eye Winder
S-3	Spring



EZEE				
PART	Coupler	Rating	Coating	SPECIAL NOTE
PRC80	1-7/8" - 2"	Pintel Ring Ball to Coupler Converter	3,500 lbs.	Painted
TC10	1-7/8" - 2"	Weld on Coupler	2,000 lbs.	Painted
TC20	1-7/8" - 2" Weld on Coupler	3,500 lbs.	Painted	
TC20CH	1-7/8" - 2" Channel Bolt on Coupler	3,500 lbs.	Painted	
RA10-20	2-1/2" Ring ID Coupler to Ring Converter			
PRC80N	Adapter Ring WSL			
PRC80NL	3-1/4" Adapter ring WSL			

See Next Page For Adjustable

EZEE Replacement Parts



TCG	Underjaw with Bolt & Retainer 1/2" Thick
TC90G	Underjaw with Bolt & Retainer 5/8" Thick
TCE	Retainer Clip
TCC	Winder Nut
TCF	Flat Washer
TCD	Bolt
TCHDG	Underjaw with Bolt & Retainer 3/4" Bolt
TCHDC	Winder 3/4" for 2-5/16" Coupler
TC90A	Body for TC90 Coupler
TCTAG	Label
TC20A	Body for TC20 Coupler

B

COUPLER REPAIR PARTS

* = Special Order/Non-Stock

B ADJUSTABLE COUPLERS, RINGS & CLEVIS



ADJUSTABLE COUPLERS

PART NO	Coupler	Rating	MFG NUMBER
B18819	Buyers 2" Ball Adjustable Coupler	10,000 lbs.	0090150
18820	Buyers 2- 5/16" Ball Adjustable Coupler	12,000 lbs.	0090100
AH3B	Buyers 2" or 1-7/8" Ball Cast Adjustable Coupler with Winder	7,000 lbs.	0091005
AH4	Croft 2-5/16" Cast Adjustable Coupler with Winder	12,000 lbs.	
05557	Bulldog 2-5/16" Adjustable Coupler Nuts & Bolts Included 2-7/8" wide	12,500 lbs.	028630
05823	Bulldog 2" Adjustable Coupler Nuts & Bolts Included	7,000 lbs.	028390
07199	Demco 2-5/16" Adjustable Coupler need 4 Bolts to Mount	20,000 lbs.	07678-81
TC90	Ezee 2" Adjustable Coupler with Winder	5,000 lbs.	
TC90HD	Ezee 2-5/16" Adjustable Coupler with Winder	10,000 lbs.	
A200C	2" Ball Cast Head Includes Mounting Hardware	8,000 lbs.	
A256C	2-5/16" Ball Cast Head Includes Mounting Hardware	12,000 lbs.	
B9020	Bolt Kit Grade 8 Included 2 Bolts and Lock Nuts 5/8 x 4.5		
B9021	BOLT & NUT KIT 5/8"x 5" 2 bolts w/nuts		

ADJUSTABLE PINTEL EYE

PART	Coupler	Rating	Mfg	SPECIAL NOTE
57362	Channel only 3 position 3/8" Material	20K		Hardware not included
59602	Channel only 5 position 3/8" material	20K		Hardware not included
16137	Buyers 3" ID Pintle Eye Rated Ring Only	12K	B16137	(Hardware <u>NOT</u> Included)
03541	Demco 3" ID Pintle Eye Rated Ring Only	20K	09557-97	(Hardware <u>NOT</u> Included)
B9020	Bolt Kit Grade 8 Included 2 Bolts and Lock Nuts			
B8978	Channel Only 3 Position	12K		
B8979	Channel Only with Gussets 6 Hole	12K		
B18128	3 position channel/adjustable eye	12K		
B23309	2-5/16" coupler 3 position channel adjustable	12K		
B23310	5 POS 2 5/16 ADJ WCHANNEL & BOLT KIT 7 HOLES	12K		
0090155	2" coupler 3 position channel adjustable	10K		



PART NO	Coupler	Rating	Coating	Mfg Number
18078	20K Clevis Adapter 3 Bolts Needed to Mount Titan/Dico	20,000 lbs.		
05593	10K Clevis Adapter, 4 Bolts Need to Mount Demco WSL	10,000 lbs	Primered	05593-97
02587	Nut 5/8" Nylock Need 4, Sold Ea. for Demco Clevis			
04051	Bolt 5/8" x 11 x 1-1/2" Need 4, Sold Ea. for Demco Clevis			



B

GOOSE NECK COUPLERS



Atwood Goose Neck Couplers

Part NO	Description	OD	Inner Tube
075401	Atwood Goose Neck Coupler with Drop Tube Stem Rated 25,000 lbs	4-1/2"	
075004	Atwood Goose Neck Coupler with Adjustable Stem Rated 25,000 lbs.	5"	4-1/2"
075025	Atwood Weld on Goose Neck Coupler Rated 25,000 lbs.	4"	

Atwood Goose Neck Couplers

Designed for strength and efficiency, Atwood ball type goose neck couplers are constructed from heavy gauge steel components to accommodate trailers with G.V.W.R. up to 25,000 lbs and 5,000 lbs tongue load.

A wide mount self centering guide ramp facilitates simple one pass hitching from many angle, eliminating the tedious chore of aligning the truck and trailer precisely. The corrosion resistant latching mechanism closes easily and tightly on a 2-5/16" hitch ball for confident towing. The 75000 has a new latching system for extra security.

Bulldog Goose Neck Couplers



PART NO	Description
028760	Bulldog Overall Height 29-1/2" Adjustment 2", 8" or 11", 3/4" Set Screws, 4-1/2" O.D. x 1/4" Wall, Outer Tube 4" O.D. x 1/4" Wall Inner Tube W/ New through pin 20K
028150	Bulldog Replacment Coupler Locking Pin Assembly, Locking Pin Cover
J0233060301	REPLACEMENT THRU PIN FOR GOOSENECK TUBE 3/4" X6" ZINC
0289600300**	25K Square Gooseneck coupler 4 1/2" OD



Bulldog Goose Neck Coupler Quick, Simple, & Secure!

- 20,000 lbs Gross Trailer Weight
 - User Friendly Design
 - High Strength Steel Components
 - Cam Locking Pin
 - Locking Handle Cover
 - Plated Snapper Pin with Chain
 - Enable Quick, Easy Hook up and Release
 - Stronger , More Secure Operations
 - Provides Easy Vertical Adjustment
 - Protects Working Parts
 - Indicates Cam Operated Lock Pin is Properly Closed
 - Sideload Improvement Depending on Application
- * Replacement foot coupler available to build your own pipe or be replaced.

* = Special Order/Non-Stock

B

GOOSE NECK ADAPTERS



PART	Description	O.D.	Travel	Cap.
SB1BD	Short Bed Ext. 2-5/16" Coupler Outer Tube Not Included - 9" Right where you need it! 24K GTW 6K TW With New through pin	4"	12"	24K
SB116**	16" extension, round coupler	4"		
SB2	Short Bed Gooseneck 2-5/16 Coupler Outer Tube Not Incl. - Extends 9 more Inches, 25,000 lbs Cap. Square Tube	4.5"		25K
SB2-16**	16" extension square	4.5"		
PU-RV1	5th Wheel Goosneck Adapter Fitted with 2-5/16" Coupler - 5" Offset. 4" Height Adjustment in 1" Increments 24,000 GTW 6K TW		4"	24K
PU-RV2	5th Wheel to Goosneck Adapter Fitted with a 2-5/16" Adapter - 24000 GTW, 6000 TW Includes Coupler, Release Cable & Hardware			24K
PU-RV3	5th Wheel Gooseneck Adapter with No Offset. Fits standard king-pin box; 4" height adjustment in 1" increments; Powder coated finish; Easy bolt-on installation; 24K gross trailer weight; 6K gross tongue weight. 12.5 to 16.5 height adjustment			24K
PU-RV4	5th Wheel Gooseneck Adapter with Fixed 7.5" height. and 9" Offset. The PopUp RV4 will let you pull your RV trailer with a 2 5/16" gooseneck ball even if your tow vehicle bed is tall, as is usually the case with flat beds. The RV4 has a fixed height of only 7-1/2" and provides a full 9" of rearward offset for increased trailer swing and maneuverability. Easy bolt-on installation; 24K Gross Trailer Weight; 6K Gross Tongue Weight.			24K
GNA3125	2-5/16" Goosneck Adapter w/ remote cable - Will Change 5th Wheel to Goosneck Trailer 24K GVWR 6K TW 3" Vert Adjustment.	4"	3"	24K
GNA3139	**New Extended Goosneck Adapter w/ remote cable Will Change 5th Wheel to Goosneck Trailer			
GNA3109	SAFETY CHAINS KIT FOR RANCH HITCH ADPTR			
GNA3110**	**COLLAR SYSTEM, FOR THE RANCH HITCH ADAPTER. (This includes the two half pieces and the collar that they go in)			
GNA3140**	**EXTENSION FOR GNA3125			
GNA3251**	**LOCK FOR COUPLER GNA3125			
GNSH3103	SLIDE HAMMER FOR REMOVAL OF THREADED COLLAR			
GNA3612	DISPLAY STAND FOR GOOSE NECK ADAPTER			



PART	Description	O.D.	Travel	Cap.
GN1	COUPLER & TUBE, GOOSENECK 2 5/16" COUPLER 4"OD TUBE 24" LONG 28K	4"	24"	28K
GN3	SQUARE TUBE, GOOSENECK 4"OD TUBE SCD80 20" LONG 1 1/8 BOLT HOLE			
GN5BD	King Pin & Tube w/through pin holes for Bulldog scd80	4"	18"	24K
GN6	GOOSENECK TO KING PIN SQUARE ADAPTER PIPE 1" HOLES	4.5	18"	24K
GN7	GOOSENECK TO KING PIN ADAPTER PIPE 1 1/8" ADJ HOLES	4"SQ	20"	24K
GN8	2 5/16" COUPLER, GOOSENECK CAST W/SPRING LOADED HANDLE WPULL CABLE			28K
GN24	Fulton Weld on Goose Neck Coupler Rated 24,000 lbs.			
CC2	GOOSENECK CUSHION COUPLER 8K TW		4"	24K
CC4	EXTENDED CUSHION COUPLER 9" OFFSET 8K TW		4"	24K

Fulton Goose Neck Couplers

Fultons 2-5/16", 24,000 lbs GVWR Goose Neck Coupler. Our cast head offers a quick latching mechanism, eliminating the need to climb into the tow vehicle for trailer hook up. By adding a cable or rope lanyard assembly (sold separately) on the GN24, the latch can be operated remotely for hookup or disconnecting the trailer. Designed for easy welding to 3 or 4" Dia Tubing.



CC2 - Up to 8,000 lbs. Gross Tongue Weight. w/air
 CC2 - Up to 24,000 lbs. Gross Trailer Weight.
 Progressive shock dampening cushions.
 Less driver and passenger fatigue.
 Less animal fatigue.
 Less wear and tear on truck and trailer.
 Maintenance free.
 Lifetime warranty on Timbren cushions.
 Fits 4" I.D. round coupler tube.
 Simple swap-out installation.
 Precision laser cut fabrication.
 Self-latching GN8 2-5/16" "V-19" rated coupler.
 GN8 Coupler rated at 28,000 pounds.
 Long lasting black powder coated finish.
 100% complete.

CC4 Extended Adds Nine Inches Between Truck and Trailer Tow a full-nose gooseneck with a short bed truck in smooth comfort with this extended cushion coupler. The nine inch offset provides the extra trailer swing needed to avoid cab and rear window contact with your trailer. 9" offset between truck and trailer.

CC4 - Up to 8,000 lbs. Gross Tongue Weight.
 CC4 - Up to 24,000 lbs. Gross Trailer Weight.
 Fits 4" I.D. round coupler tube.

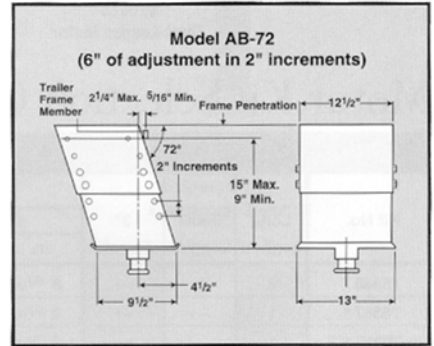
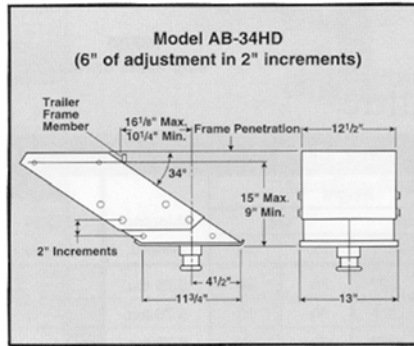
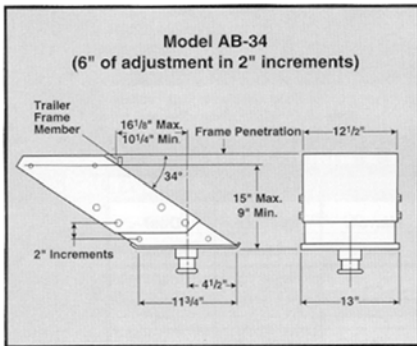


B

GOOSE NECK COUPLERS

* = Special Order/Non-Stock

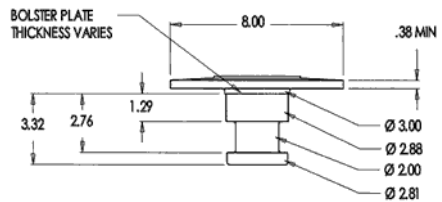
B



PART	Description
AB-34	Mfg Part # 75700 Adjustable height 34 degree 10K capacity SAE/CSA
AB-34HD	Mfg Part # 75705 Adjustable height heavy duty 34 degree 18K capacity SAE/CSA
AB-72	Mfg Part # 75690 Adjustable height 72 degree 18k capacity SAE/CSA



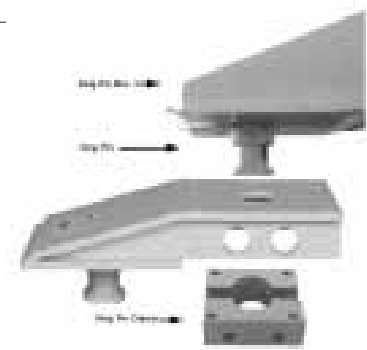
AB-34



PART NO	Description
KPT809F	King Pin .38 Bolster Plate. Weld on, rated up to 18K



PU-RV5



PART	Description
PU-RV5	Easily add 10" more clearance between truck and trailer; more trailer swing easier maneuvering; Fits standard king pin box; One hour bolt-on installation; White powder coated finish; 24K gross trailer weight; 6K gross tongue weight.

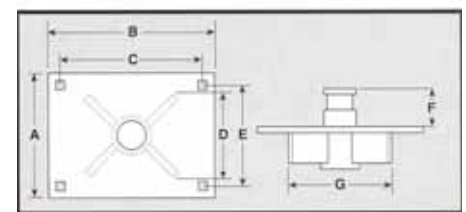
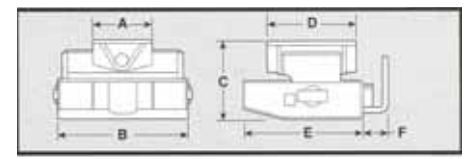


075051



075133

No rails included must, build to suit



PART	Description	A	B	C	D	E	F	G
075051	Dual Axis Mini 5th Wheel Hitch. Rated 32K	6"	13"	10"	9"	12-1/4"	2-5/8"	NA
075133	Retractable King Pin. Rated 32K	12"	17"	15"	7-1/4"	10"	3-3/8"	7-1/4"

KING PIN

NEW Pin-Box

ADVANCED FIFTH-WHEEL COUPLERS FROM FABEX



5th Airborne™



Sidewinder™



5th Airborne Sidewinder

OEM Part Numbers					
STANDARD	5TH AIRBORNE KING PIN BOX	TURRETS	SIDEWINDER ARM	5TH AIRBORNE SIDEWINDER ARM	TO COMPLETE SIDEWINDER APPLICATION PICK ONE (SW-01 OR SW-02) SOLD SEPERATELY
Fabex 520, 530 & 560 Lippert 1116 & 0115 RBW 7019	5AB-S500/700	ST-100	SW-01	SW-02	ST-100+SW- = COMPLETE
FABEX 663 M&M 663 LIPPERT 0719	5AB-S0719 /600	ST-200	SW-01	SW-02	ST-200+SW- = COMPLETE
VENTURE CJ13515	*5AB-S13515	ST-300	SW-01	SW-02	ST-300+SW- = COMPLETE
LELAND 7910	*5AB-S7910	ST-400	SW-01	SW-02	ST-400+SW- = COMPLETE
YOUNGS WELDING	*5AB-S800	*ST-500	SW-01	SW-02	*ST-500+SW- = COMPLETE
EXTENDED					
FABEX 500, 503 & 765 LIPPERT 1716 RBW 7028	5AB-E510/710	ST-100	SW-01	SW-02	ST-100+SW- = COMPLETE
FABEX 665 M&M 665 LIPPERT 1621 & 1621HD	5AB-E610/1621	ST-200	SW-01	SW-02	ST-200+SW- = COMPLETE
VENTURE CJ13517	*5AB-E13517	ST-300	SW-01	SW-02	ST-300+SW- = COMPLETE
LELAND 7920 & 7921	*5AB*E7920	ST-400	SW-01	SW-02	ST-400+SW- = COMPLETE
YOUNGS WELDING	*5AB-E810	*ST-500	SW-01	SW-02	*ST-500+SW- = COMPLETE
TUBE					
FABEX 300,314 & 316 LIPPERT 0516 RBW 7027 & YOUNGS	5AB-T320	N/A	N/A	N/A	
ATWOOD AB-34 & AB-72	5AB-T72/34	N/A	N/A	N/A	
RBW 7016-2P	*5AB-T-7016	N/A	N/A	N/A	
YOUNGS WELDING STRAIGHT 8X8	*5AB-T820	N/A	N/A	N/A	

B

5TH AIRBORNE

B

5th Airborne Sidewinder. The best of both worlds.

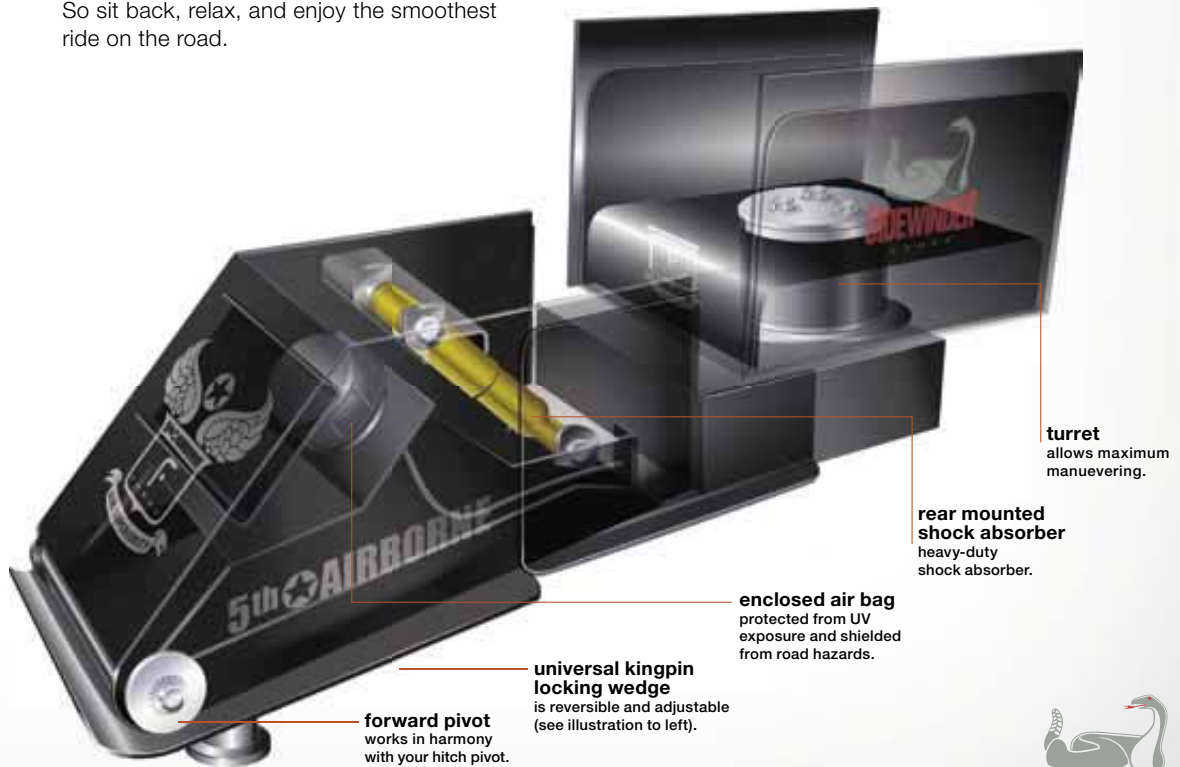
Introducing the new 5th Airborne Sidewinder.

The 5th Airborne combined with the Sidewinder is the ultimate premium pin box coupler. It provides all the benefits of both. The 5th Airborne provides the smoothest ride of the best air-ride coupler on the market and easy automatic turning is offered by Sidewinder's nimble and quick design. No other hitch on the road takes the worry and discomfort out of your trailering experience. So sit back, relax, and enjoy the smoothest ride on the road.

User friendly.

The Sidewinder system is designed for maximum flexibility and easy installation, using existing holes and hardware.

If your fifth-wheel isn't already installed with a coupler from Fabex, talk to your dealer about which one is right for you. The only thing smoother and more worry-free than getting one installed is riding with one.



5th AIRBORNE™



SIDEWINDER

See Fit Guide for Applications

* = Special Order/Non-Stock

B

* = Special Order/Non-Stock

B



Bolt Through Swivel

Marine Snap Ring Swivel

Square Tube

Electric

Tube Mount Swivel Jacks

Snap Ring Style

Square Tube Mount Swing

A-Frame Mount

Drop Through

Weld-On Mounts

Casters & Feet

Repair Parts

Stabilizer Jacks

Rack Jack

JACKS

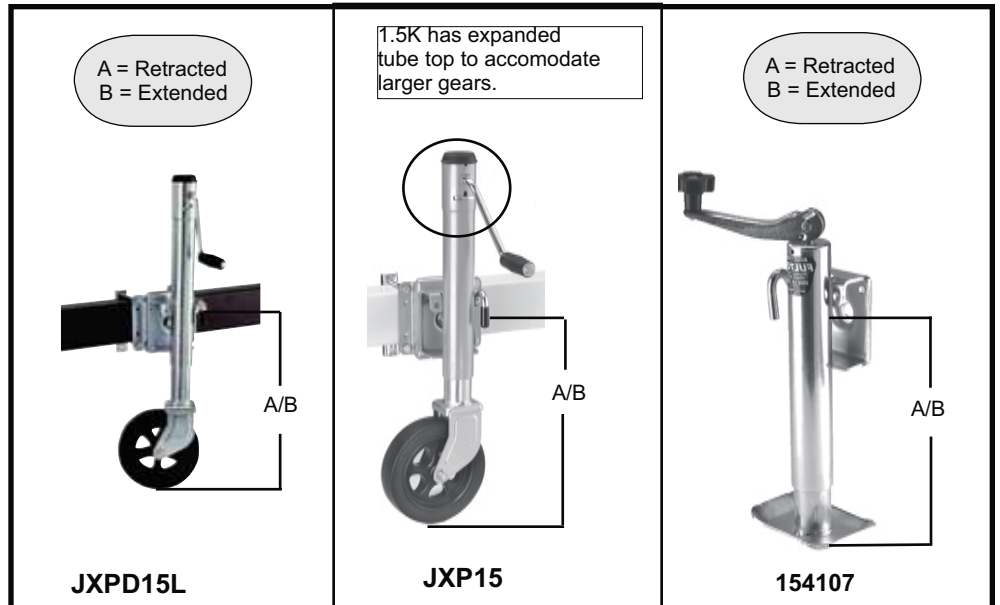
* = Special Order/Non-Stock



Fulton offers the strongest bolt-thru swivel mount in the industry. Our patented mount uses 3-D formed heavy gauge steel stampings and a proprietary bushing material for a mount with minimal deflection and maximum support. This design allows us to offer the industry's only 1500 pound capacity caster jack with 8" rally wheel for easier castering. Mounting brackets are available for both weld on and bolt-on applications, and will accommodate up to 3" X 5" trailer frames.

B

BOLT THROUGH SWIVEL JACKS



Part Number	Finish	Wind Type	Max Cap Lbs	Ret. A	Ext. B	Pin Dia.	Wheel Dia.	Mfg. Number	Travel
JXP100	Zinc	Side	1000	14.75"	24.75"	3/8"	8"	XP100	10.5"
JXP15	Zinc	Side	1500	12.75"	22.75"	1/2"	8"	XP15	9.95"
JXP15S	Powder coat over Zinc	Side	1500	12.75"	22.75"	1/2"	8"	XPS15S	10"
JXPD15L	Zinc	Side	1500	12.75"	24.00"	1/2"	6"	XPD15L	12"
154102	Zinc	Side							
154107	Zinc	Top	2000	12.75"	19.25"	1/2"	N/A	210B11Z	9.25"
All include bolt on mounting hardware except 154107									
JP9012	Weld on mount bracket for XP Series 1/2" Pin diameter Hole								
JP9038	Weld on mount bracket for XP Series 3/8" Pin diameter Hole								
J0916722-01	XP Series bolt on zinc W/ 1/2" Holes. Bracket sold separately								
J0928025-01	Bolt on clamp kit for J0916722-01								
J0933325S00	XP SER. HARDWARE KIT INCLUDES SPACER BUSHING(0932013-01) ,CAP SCREW(0227031-01) & LOCKNUT(0927084-01)								





F2 TWIN TRACK JACK 1600lbs
 Precision Extruded Aluminum Alloy Inner & Outer Tubes
 Anodized Aluminum Finish Keep the Tubes Virtually Corrosion Free
 Revolutionary Adjustable Mount and Swivel System
 Smooth Wheel Performance
 LIFE TIME WARRANTY
 Maintenance free

Part Number	Finish	Wind Type	Max Cap (Lbs)	Pin Diam.	Wheel Diam.	Travel
1413020134		Side	1600	N/A	7"	Adjustable
J0928061-00	F2 WELD ON BRACKET KIT					



Fulton Bulldog

Fulton snap-ring mounts fit up to a 3"X5" trailer frame. Our bolt-on versions include all necessary mounting hardware. For weld-on applications, we offer two styles of mounts for both 1/2" and 3/8" pull pin models.



JSS507
Mount Not Included
JSS503TJ
Mount Included

Part Number	Finish	Wind Type	Max Cap Lbs	Ret. A	Ext. B	Pin Diam.	Wheel Diam.	Travel	MFG Number	Mfg Packaging
JST600	Zinc	Top	600	12.75"	22.75"	3/8"	6"	10.00"	TJ600T	Boxed includes bolt on hardware
JSS503TJ	Zinc	Side	800	12.75"	22.75"	3/8"	6"	10.00"	TJ503	Boxed includes bolt on hardware
JSS507	Zinc	Side	800	12.75"	22.75"	3/8"	6"	10.00"	TJ507	Bulk
JSS1055	Zinc	Side	1000	12.75"	22.75"	1/2"	6"	10.00"	TJ1055	Boxed includes bolt on hardware
JSS1255	Zinc	Side	1200	12.75"	24.75"	1/2"	6"	12.00"	TJ1255	Boxed includes bolt on hardware
EJ1000	Zinc	Side	1000	12.8"	22.8"	3/8"	6"	10"		Boxed includes bolt on hardware
JP20510S	Weld on, Includes Snap Ring 3/8" Pin hole									
J0916702-01	Bolt on Mount Bracket, Need Bolt Kit & Snap Ring									
J0928025-01	Bolt Kit									
JP9086	Snap Ring Alternate # 015904									
015889	Weld on snap ring bracket 1/2" holes Ring not included									

B

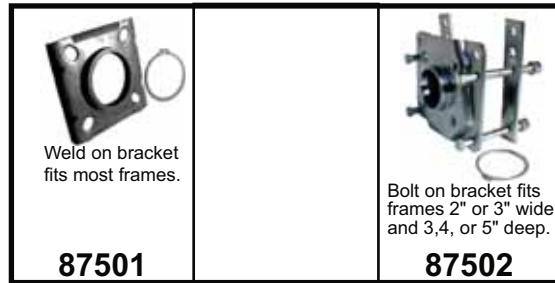
SNAP RING SWIVEL JACKS

* = Special Order/Non-Stock

Atwood

Zinc Plated for Marine Applications

Atwood retaining ring swivel jacks have been designed and tested considering requirements such as tongue-lifting capacities, side loading capacities, length of travel needed to accommodate tractor and other tow vehicle hitch heights, clearance of power take-off shafts has jack cycle life necessary to match equipment usage and life expectancy.




Mounting Brackets

Kits are available containing brackets, retaining ring, and when applicable, nuts, bolts and lock washers.

B

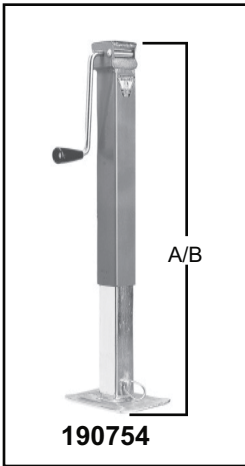
SNAP RING SWIVEL JACKS

Part Number	New Number	Finish	Wind Type	Max Cap Lbs	Ret. A	Ext. B	Travel	Pin Diam.	Wheel Diam.	MFG Number	Packaging
80043	40000	Zinc	Top	800	12.7"	21.2"	8.5"	1/2"	6"	80043	Bulk
80057		Zinc	Side	1000	11.3"	25.4"	14.1"	1/2"	6"	80057	Bulk
87535		Zinc	Side	800	13.6"	23.9"	10.5"	1/2"	6"	87535	Bulk
Brackets not included											
87501		Mount bracket weld on, snap ring included. 1/2" Pin Diameter Hole									
87502		Mount bracket bolt on, snap ring included. Clamps around frame. 1/2" Pin Diameter Hole.									
84032		Snap ring replacement. Same as JP9086									



Part Number	Finish	Wind Type	Max Cap Lbs	Description
JDT70i	Painted	Top	7K	7K TOPWIND SQUARE DROPLEG JACK IMPORT 2.25" WELD ON
JDS70i	Painted	Side	7K	7K SIDEWIND SQUARE DROPLEG JACK IMPORT 2.25" WELD ON

Fulton Bulldog




Continuous improvement has lifted BULLDOG'S 8,000 lb. support capacity jack into a new category of its own.

- Thicker gearbox, manufactured from 1/4" thick material gives greater structural rigidity to improve jack life under heavy loads
- Hardened wear washer used under gear improves jack life under tension loads
- Oil impregnated flanged bushing centers the screw stem to improve bearing and gear life by maintaining screw position
- Heavy duty drop leg pin increases support capacity to 8,000 lbs.

Part Number	Finish	Wind Type	Max. Cap Lift	Max. Cap Static	Ret. A	Ext. B	Travel	Drop Leg	Tube Dia	Type
195352	Primered	Side	3K	5K	24.5"	39.5"	15"	N	2-1/4"	Weld on
195354	Primered	Side	3K	5K	25"	44.1"	15"	Y	2-1/4"	Weld on
195304	Primered	Top	3K	5K	22.5"	37.5"	15.25"	Y	2-1/4"	Weld on
195318	Primered	Side	3K	5K	20.66"	51.16"	30.5"	Y	2-1/4"	A-Frame
190704	Primered	Top	7K	8K	27.90"	36.5"	28.6	Y	2-1/2"	Weld On
190754	Primered	Side	7K	8K	27	36.5	28	Y	2-1/2"	Weld On



Part #	Description
JSPAQ500300	A-Frame weld on for square jack 2-1/4"
JSPBQ500300	Bottom support plate for square jack 2-1/4"
JPQM19	Weld on male square pipe 2-1/2"
JPQ9810	Weld on female square pipe mount w/ Pin & Chain 2-1/2"
JPG9810	Weld on Round Pipe MT 2-1/4" Flange 5/8" hole
015279	2" Male Pipe 5/8" Hole



B

SQUARE TUBE JACKS

* = Special Order/Non-Stock

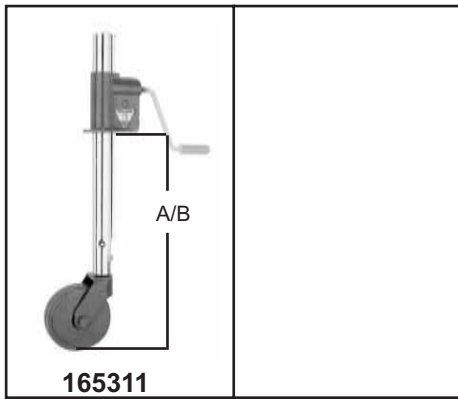


B

FULTON JACKS



Part Number	Type	Finish	Wind Type	Max Cap Lbs	Ret. A	Ext. B	Pin Diam.	Wheel Diam.	Travel	Handle to Brkt	Mfg Packaging
E140102	Swivel	Painted	Side	2000	10.4"	20.4"		Flat foot	10"		includes Weld on Brkt
E140114	Swivel	Painted	Top	2000	11"	21"		Flat foot	10"		includes Weld on Brkt
E140142	Pipe Mount	Painted	Side	5000	10.5"	20.5"		Flat foot	10"	4"	includes Male Pipe
E140144	Pipe mount	Painted	Side	5000	15.5	30.5"		Flat foot	15"	4"	includes Male Pipe
E140146	Pipe mount	Painted	Top	5000	11.2"	21.2"		Flat foot	10"	4"	includes Male Pipe
E140148	Pipe mount	Painted	Top	5000	14.7"	29.7"		Flat foot	15"	10"	includes Male Pipe



165311

Rack Jacks

Part Number	Description	Capacity	Ret A	Ext B	Travel
165311	A-frame	750 lbs	7.5"	23.5	16



TS300

TSC350

Fixed Mount Jacks



Part Number	Description	Capacity	Ret A	Ext B	Travel
TS300	Zinc, trailer stand with 6" Caster	300 lbs	6.25"	15"	8.75"
TSC350	Zinc, kick stand snap ring mount 6" caster	350 lbs			

B

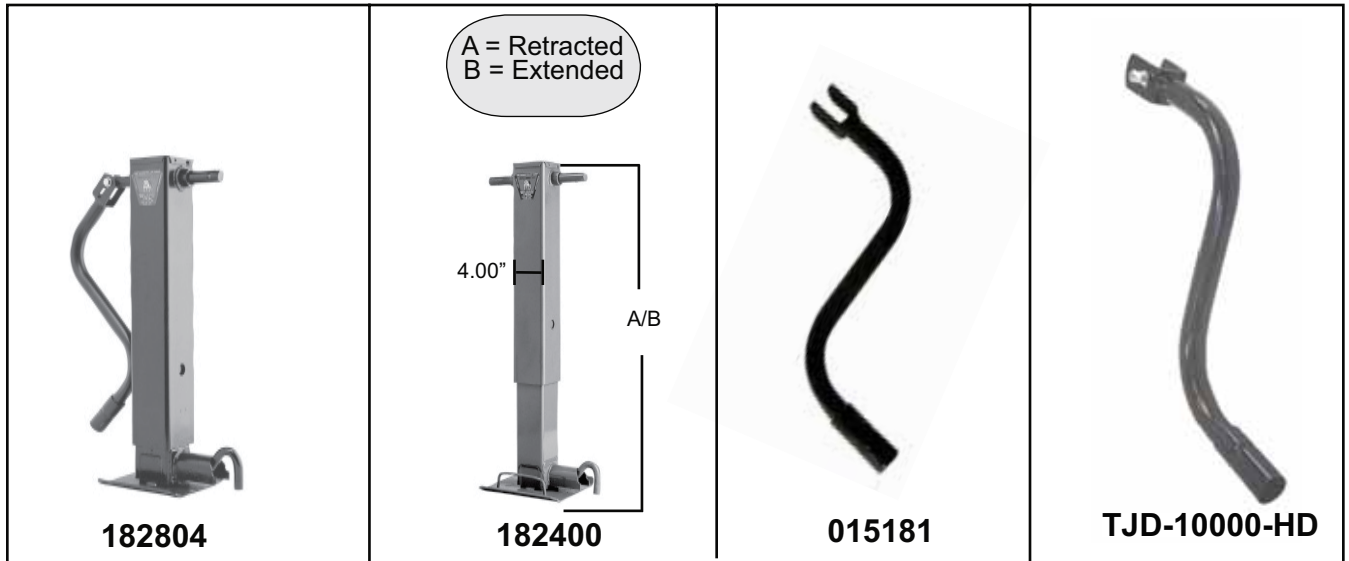
FULTON JACKS

* = Special Order/Non-Stock

Fulton Bulldog

B


SQUARE 12K DROP LEG JACKS



Part Number	Finish	Wind Type	Max Cap Lbs	Ret. A	Ext. B	Travel	Drop / Dia	Retractor Type
182400	Primer	Side	12000	27.4"	53.3"	25.9"	Y / 4"	No spring return
182304	Primer	Top	12000			12.5 "		No spring return
182804	Primer	Side	12000	27.6"	53.6"	26"	Y / 4"	Spring return
182805	Primer	Side	12000	27.6	53.6	26"	Y / 4"	Spring return
015181	Sidewind crank assembly with 13.5" radius vertical clevis, mounting hardware included, extends 18.2" from the jack.							

Fulton Bulldog 2 Speed Square Jack

Part Number	Capacity	Ret A	Ext B	Travel	Description
183802	10K lift 12K Support	28.5"	54.6"	12.5" +13.5"	2 speed, drop leg with standard disc foot. 13.5" additional drop leg extension. Drop leg pull pin to the side. Painted outer tube, inner tube, and drop leg less crank. 4" Diameter
701466	Removeable sidewind crank with 13.5" offset radius. All zinc-plate crank. Duall handle gribbs for cranking and shifting. For use with OEM supplied outboard bushing or may be attachd directly on gear box. Needs adapter with traditional gear box.				



Atwood Landing Gear

Atwood 5th Wheel Landing Gear

Telescoping heavy-duty tubing (2-1/2", O.D. Large footpads, 36 inches of adjustment, 3:1 gear box. Manual Crank Provided.

12 V Motor

Add this to the 75340 to create a electric version of the 75340. Rugged 12 vold DC motor for the electric conversion easily lift heavy loads and is proven.



Part Number	Mfg #	Description
75340	75333	Heavy duty boxed 6000 lbs capacity per pair,
75391	7539	Single motor kit with regular switch panel, 12v motor
75360		Spring Loaded Pull Pin for Landing Gear, Bolt-on, Pair FIT ATWOOD LANDING GEAR



DuraLeg™

Electric Center Mount Jack
10,000 lb. Lifting Capacity
For Gooseneck Trailers

- Heavy duty construction
- Nationwide Service Network
- Two (2) year limited warranty
- Shipping weight will be approximately 85 lbs.
- All components are sealed, leaving unit maintenance free.

Eliminates Hydraulics making installation easier.

- No hydraulic lines to run
- No hydraulic fluid mess

No independent battery source is required

- Works off 12 volt power source
- High efficiency motor and gearbox
- Amp draw is between 3 and 35 amps


Part Number	Description
66369	DuraLeg, Single w/controls

B

ATWOOD LANDING GEAR

* = Special Order/Non-Stock

Atwood Power Jacks



Atwood Power jacks make positioning a trailer hassle-free. The patented design and convenience of push button operation take the physical exertion out of cranking a trailer up or down. Simply push the button to quickly and effortlessly raise or lower the trailer into position with complete control. The Atwood Power Jack cannot change position until powered, giving you complete control over jack and trailer movement at all times.

The Lightweight Power jack is specially designed for smaller trailers & eliminates the need for hand cranking to position a trailer. The Deluxe Power jack has all the features

of the Standard Power Jack plus a courtesy light to ease your hitching and unhitching in the dark and a manual override that is accessible without removing the cover. The Heavy-Duty Power jack is designed for use with equalizer bars. The advanced technology of a ball screw gives it the 3,500 lbs. lifting capacity.


Manual Override Handle if Power Failure

The handle is included with the Deluxe and Heavy Duty Power jacks and is an option for the Lightweight Standard Power jack.

Part Number	Description	Rate of Travel	Ret A	Ext B	Capacity	Bracket Height
80236	Lightweight	2" per min	24-7/8"	39-1/4"	1500	10-1/8"
80515	Deluxe	2" per min	24-7/8"	39-1/4"	2500	10-1/8"
80530	Heavy Duty	7" per min	24-7/8"	39-1/4"	3500	10-1/8"
BULLDOG ELECTRIC						
500185	Aframe				4000	
BUYERS ELECTRIC						
	Aframe					

Atwood

Part Number	Finish	Wind Type	Max Cap Lbs	Ret. A	Ext. B	Travel	Pin Diam.	Mfg. Number
80519	Black Painted	Top	2000	11.6"	21.7"	10.1"	1/2"	80519
80522	Black Painted	Top	1000	14.9"	30.1"	15.2"	1/2"	80522
80523	Black Painted	Top	1000	11.7"	21.8"	10.1"	1/2"	8052



Fulton Bulldog



Part Number	Finish	Wind Type	Max Cap Lbs	Ret. A	Ext. B	Travel	Pin Diam.	Mfg. Number
151159	Primer	Side	2000	14.5"	29.5"	15"	1/2"	151159
151416	Primer	Side	2000	10.5"	20.5"	10"	1/2"	151416
151420	Primer	Top	2000	14.5"	29.5"	15"	1/2"	151420
151411	Primer	Top	2000	10"	21"	11"	1/2"	151411
171401	Primer	Top	5000	11.5"	21"	9.5"	1/2"	17140
015904	Ring							
015889	1/2" Pin Swivel Bracket							
015889	Mount Bracket "L" Bend Ring not included 1/2" Pin hole							

B

ELECTRIC POWER JACKS SNAP RING JACKS WITH FOOT



Part Number	Finish	Wind Type	Max Cap Lbs	Ret. A	Ext. B	Travel	Pin Diam.	Mount #
150435	Primer	Top	2000			15'	9/16	015273
#158109	Primer	Side	2000	10.8"	20.8"	10"	9/16	015273
#158138	Zinc	Top	2000			10"	9/16	015273
#158151	Primer	Side	2000	14.5"	29.5"	15"	9/16"	015273
150207	Primer	Side	2000	14.5	29.5"	15"	9/16"	015273
150161	Primer	Top	2000	11"	21"	10"	5/8"	015279
150401	Primer	Side	2000	11"	21"	10"	9/16"	015273
#158451	Primer	Top	2000	11"	21"	10"	9/16"	015273
#158452	Primer	Top	2000	14.5"	29.5"	15"	9/16"	015273
#178101	Primer	Top	5000	11.25"	21.25"	10"	9/16"	015273
#178151	Primer	Top	5000	14.7"	29.7"	15"	9/16"	015273
#610573	Zinc	Top	5000	15.5"	30.5"	15"	5/8"	015279
170198	Primer	Top	5000	16"	30.5"	14.5"	5/8"	015279
178201	Primer	Side	5000	10.40"	20.40"	10"	5/8"	015279
198100	Primer	Top	7000	10.80"	20.80"	10"	5/8"	015279
#178203	Primer	Side	5000	15.4"	30.4"	15"	5/8"	015279
#620573	Zinc	Side	5000	15.5"	30.5"	15"	5/8"	015279
#198200	Primer	Top	7000	15.8"	30.8"	15"	5/8"	005024
#198150	Primer	Side	7000	11"	21"	10"	5/8"	005024

Pipe Mount Included

Atwood Pipe Mount Jacks



Part Number	Finish	Wind Type	Max Cap Lbs	Ret. A	Ext. B	Travel	Pin Diam.	Mount Number
80459	Primer	Top	2000	11.7	21.7	10"	5/8"	81271
81264	Primer	Top	2000	14.2	29.3	15.1"	5/8"	81271
81353	Primer	Top	2000	14.9	29.4	14.5"	5/8"	81271
82332	Primer	Side	2000	11.6	21.6	10"	5/8"	81271
82471	Primer	Top	5000	11.0	25.7	14.7"	7/8"	82500



Square Pipe Mount Jacks



Part Number	Description	Capacity	Ret A	Ext B	Travel
150433	Zinc, top wind	2000 lbs.	10.8"	20.8"	10.00"
158118	Zinc, side wind	2000 lbs.	10.8"	20.8"	10.00"
JPQM19	Weld on male square pipe				



B
TUBE MOUNT JACKS

* = Special Order/Non-Stock

B

A FRAME JACKS



Fulton

Part Number	Finish	Wind	Capacity	Ret A	Ext B	Travel	OD Inner leg	MFG Number
JAT104	Prime	Top	1000	7.5"	22"	14.5"	1-5/8"	JA104T0317
JAS104	Prime	Side	1000	7"	21.5"	14.5"	1-5/8"	JA104S0317
155022	Prime	Top	2000	8"	23"	15"	2"	
155028	Zinc	Top	2000	8.5"	23.5"	15"	2"	
155033	Prime	Top	2000	5.4"	20.4"	15"	2"	
155153	Prime	Side	1000	12"	27"	15"	1"	
155157	Prime	Side	2000	9"	22"	13"	2"	
155300	Prime	Top	1000	12"	27"	15"	1"	W/Caster
155010	Prime	Side	3000	7"	20"	13"	2"	
175022	Prime	Top	5000	8.5"	23.5"	15"	2"	
175029	Prime	Top	5000	11"	26"	15"	2"	

A = Retracted
B = Extended

Import

Part Number	Wind	Capacity	Ret A	Ext. B	Travel	OD Inner Leg	MFG Number
JAT214	Top	2000	8"	22.25"	14.25"	2"	AT2000/14
JAT514	Top	5000	9.75"	24.25"	14.50"	2"	E140140
JAS214	Side	2000	9.50"	24"	14.50"	2"	TJA2000S

A = Retracted
B = Extended

Atwood

Part Number	New Number	Wind	Capacity	Ret A	Ext B	Travel	OD Inner Leg
80000		Side	1000	9"	24.4"	15.4"	1.77"
80009		Top	1000	8.6"	23.7"	15.1"	1.77"
80391		Top	5000	10.9"	25"	14.1"	2"
80401		Top	2000	9"	24.1"	15.1"	2"
87510		Side	2000	8.4"	22.4"	14"	2.00"




Part Number	Description
87176	AFRAME COUPLER JACK BOLT SOLD EACH..

Atwood



Part Number	Wind	Max Lbs	Ret A	Ret B	Travel	OD	Coating
80167	Top	1,000	2.1"	16"	13.9"	1.77"	Painted
80036	Top	1,000	2.1"	13.7"	11.6"	1.77"	Painted
80126	Side	1,000	2.3"	16"	13.7"	1.77"	Painted
80600	Clamp kit for 1,000lb drop through jack						
80380	Top	5000	1.4"	15.5"	14.1"	2"	Painted

A = Retracted
B = Extended




FULTON BULLDOG

Part Number	Wind	Max Lbs	Ret A	Ext B	Travel	OD	Coating
170148	Top	5000	18.82"	33.13"	14.31"	2"	Primer
150052	Side	2000	24"	39"	15"	2"	Primer
JPT104	Top	1000	19.25"	33.25"	14"	1 5/8"	Primer



FULTON

Part Number	Description
JSPA10	A-frame weld on bracket rated 1000 lbs 1 5/8"
JSPA50	A- frame weld on bracket rated 2000 -5000 lbs 2"
JSPB10	Bottom support plate rated 1000 lbs 1/58"
JSPB50	Bottom support plate rated 2000-5000lbs 2"
015279	Male pipe, welds on to trailer 5/8 Hole 2"
JPG9810	Female pipe, welds on to 2 1/4" jacks w/ 5/8 pin & chain
JPQ9810	Square mount for jacks side female
JPQM19	Mount tube male Q square trailer side
005024	3" OD 7K 198Ser 5/8 hole weld on
015273	2" OD weld on pipe mount 9/16 hole
800009	BOLT ON PIPE MOUNT 4 HOLE FLANGE 5/8"pin hole BOLTS NOT INCLUDED



ATWOOD

Part Number	Description
81271	Tubular mount 2000 lb 5/8" Pin Hole
82500	Tubular mount 5000 lb 7/8" Pin Hole

B

DROP THRU JACKS

WELD-ON MOUNTS

* = Special Order/Non-Stock


B


JACK CASTERS & FEET

Part Number	Description	Capacity	ID	MFG Number	MFG
JFP2000	Econo foot with bolt	2000	2"	FP2000	Fulton
JF2000I	Foot with pin	2000	2"	F2000	Import
JF2000SI	Short foot with pin	2000	2"	F2000S	Import
JF1000	Foot with pin	1000	1-5/8"	F1000	Fulton
JCP555	Caster 5" composite with pin	1500	2"	CP555	Fulton
JCE111	Caster 6" Plastic with pin	1000	1-7/8"	CE111	Fulton
JCE555I	Caster 6" Plastic with pin	1000	2"	CE555	Import
JCD555	Dual wheel 6"	1200	2"	CD555	Fulton
80261	Short foot twist lock	1000	1-3/4"	80260	Atwood
80260	Long foot with twist lock	1000	1-3/4"	80261	Atwood
80552	Caster 6" plastic with twist lock	1000	2"	80552	Atwood
017125	Steel caster 2k jack with 6" wheel	750	2"		Bulldog
82660	Foot 5" long twist lock	2k - 5k	2"	82660	Atwood
80259	Caster 6" wheel plastic	1000	1-3/4"	80259	Atwood
82650	2" Foot Extension - 6K	6000	2"	82650	Atwood
018098	6" Removeable foot pad	2k-5k	2"	Same	Bulldog
018507	Castor fits 155152, 155300	1000	1"	Same	Bulldog
87021	DISC FOOT RD FOR HD & DELUXE ATWOOD POWER JACK	3.5K			
TJD-7000-FT	DROP LEG WFOOT FITS 7K JACK	7K	2"		
JCA555	Caster Adaptor Plate Used w/ HDC1 and HDC2 FITS 2" OD PIPE JACKS 2K TO 5K	5K	2"		
HDC2	Poly coated steel castor Fulton 750lb	750	FLAT		
J1410400601	KICK DOWN CASTER FOOT PLATE ZINC 8" WHEEL				
J1410300601	6" wheel kick down foot plate				
J0903005-24	Inner drop leg for 7K square jack 2"		2"		
0911710-24	Inner drop leg for 3.5K - 5K square jack 1 3/4"				
JCPIN	5/16 X 2.5 BAIL PIN FOR JACK FOOT & CASTER				





	J1636 Side wind handle for JP/JA Jacks
	J0933313S00 Side wind handle for JSS/JGS/XP Jacks
	J0933301S00 Side wind handle kit for marine jack
	J1640 WSL Handle fits 95 & Earlier 503/507 with 2" tube
	J0933305S00 Handle kit TJ1055, JD125, XP15
	J2052102-01 TW handle replacement with Finger Knob
	J1624 TW handle replacement
	J0933323S00 Rated 1,000 lbs. XP Ser 8" Wheel Replacement
	J6811 6" Plaster caster replacement
	J0927021-01 Lock Nut 1/2"-13
	J0932006-1 Handle Bushing square 1/2" hole

	J0933302S00 Beveled gear kit for 800 lbs. Side wind. Fits JSS503, JSS507, JXP100. JXP10
	J1033305 WSL Gear kit, 3.5K side wind & 5K square jack
	J1535S01 WSL Worm gear kit for TJ800
	J1588 WSL Bevel Gear kit 5K old fulton
	J103308S00 WSL Bevel gear kit, 12K jack Jack made 02-03 While Supplies Last
	J1033302 WSL 7K Bearing kit, top wind
	JP9086 Snap ring all models
	J0933306S00 Gear Kit XP SER













POPULAR FULTON JACK REPAIR PARTS

* = Special Order/Non-Stock



B

POPULAR FULTON JACK REPAIR PARTS

FULTON / BULLDOG













	Part # 0917502-00 2" Domed Cap with 2 Tabs No Screws For 95 & TS-GS Ser Jacks
	Part # 0917515-00 2 1/4" Domed Cap Takes 2 Screws TJ1055, TJ1255, TJD125 ,XP15
	Part # 0917506-00 2" Domed Cap Takes 2 Screws CAP FOR 95- ag / ind SER. JACKS
	Part # 0917520-01 Metal Cap for side wind 7K square 2.5" jack. Replaces Old Plastic. Discontinued by Fulton
	Part # 0917507-00 Cap fits XP Ser. 1.80"
	Part # 0951501-00 WSL Cap Fulton Old style 1.745 " Press in.
	Part # 0951502-00 WSL For 2K jack
	Part # 0951504-00 WSL For 2K Jack 1.635" Press in.
	Part#0951504-00 WSL Cap Fulton old style 1.365" Press in
	J0155000 REPLACEMENT CAP ALL 150SER SW JACKS BULLDOG
	J016021BN REPLACEMENT CAP ALL 190,170 SER ROUND SW JACKS BULL- DOG
	IMPORT RAM TJA2000HD TOP WIND HANDLE WBOLT & NUT
	IMPORT RAM TJD-10000-HD 12K JACK HANDLE WBOLT

Import Ram Products

	TJD-7000S-CP CAP FOR SIDEWIND 7K IMPORT JACK
	TJD-7000S-PN LEG PIN FOR 7K IMPORT JACK
	500130 **F2 TWIN TRACK WHEEL REPLACEMENT KIT
	500131 **F2 WIDE TRACK WHEEL REPLACEMENT
	500132 **F2 TWIN TRACK WHEEL WEDGE
	500133 **F2 WIDE TRACK WHEEL WEDGE
	500134 F2 HANDLE/CRANK KIT
	500135 **F2 GEARBOX COVER REPLACE- MENT KIT
	500136 **F2 PULL PIN REPLACEMENTS KIT
	500137 **F2 BEARING REPLACEMENT
	500138 **F2 TWIN TRACK WHEEL
	500139 **F2 WIDE TRACK WHEEL
	J0928061-00 F2 WELD ON BRACKET KIT

B













BULLDOG JACK REPAIR PARTS

	Part # 015904 Snap Ring for swivel jack All models
	Part # 017802 Replacement Cap for 180 Ser Steel No Screws
	Part # 017806 Screws for 017802 (2 needed to complete)
	Part # 018400 Plunger pin kit - 1/2"
	Part # 018403 9/16" Pin & Chain 2.75" long
	Part # 018917 Handle Kit, top wind, red knob 150'S/170'S MDLS
	Part # J1537S01 3/8" Plunger pin kit Snap Ring Jack - Fulton only
	Part # 500148 TW Handle 8K 190 Ser
	Part # 500171 SW Handle kit 8K & 8K Square
	Part # 500256 S/W handle & Gear kit 2K 150 Ser
	Part # 0933307S00 1/2" Plunger pin kit Snap Ring Jack - Fulton only
	Part # 500105 SW HANDLE KIT 6.5" RAD 800#,1K & 5K BULLDOG JACK


	Part # 500103 3/8" Plunger pin kit for swing jack bULLDOG only
	Part # 500106 800 -1K 5K SW Gear kit
	Part # 500156 7K SW Gear Kit for Bulldog
	Part # 500212 Gear kit, side wind, 180 Ser
	Part # 500251 2K Gear Kit 150 Ser
	Part # 500223 5K Thrust bearing 170 Ser
	Part # 500224 7K Thrust bearing, Top Wind 190 Ser
	Part # 700026 5/8" Pull Pin 4-1/4" long
	Part # 701472 9/16" Pull Pin 2.75 long
	Part # 500243 9/16" w/chain 150/170 TW
	Part # 500232 5/8" x 4.25" w/chain 190 Ser
	Part # 500231 5/8 x 3.5" w/chain 170 Ser
	Part # 500178 1/2" Plunger 150,160,170 Ser
	Part # 500177 180 3/4" drop pin

* = Special Order/Non-Stock

B POPULAR ATWOOD JACK REPAIR PARTS

	Part # 20564 1/2" Lock pin repair kit
	Part # 81470 Dual lock pin 3/8" Old Style
	Part # 85411 5/8" Pin & Lanyard Ball Lock style
	Part # 85719 7/8" Pin for Atwood jack ball Lock style
	Part # 25524 1,000lbs Side Wind Gear Kit 2-15 Teeth 7/8" Slot
	Part # 71258 Gear Kit 2 1/8" Teeth full slot
	Part # 87891 Handle for power jack
	Part # 87570 Camper and Power Jack Switch
	Part # 87595 White electric jack cover for deluxe and heavy duty Top only
	Part # 85705 ROLL PIN ATWOOD JACK non slot- ted 500 to 2k sw .229od .812 long
	Part # 84120 OLD STYLE JACK COVER 2K
	Part # 17931 roll Pin

	Part # 075029 Gear Kit for 5th Wheel Jack H/D 1-16 teeth 7/8" slot & 1-12 Teeth Full Slot
	Part # 075030 Gear Kit 1-15 teeth full slot & 1-15 teeth 7/8"
	Part # 80454 Bevel gear kit for SM tube 1K 500 lbs. Old Style
	Part # 80455 Bevel gear kit LB tube 1K New Style: 2000 & newer
	Part # 80465 2K Handle & Gear kit LB tube
	Part # 25526 Side wind jack handle
	Part # 82700 Atwood top wind handle
	Part # 80456 Replacement cap 2K 2000 & Newer. New style SW
	Part # 80457 Replacement cap 1K 2000 & Newer, new style SW
	Part # 84032 Snap ring all models
	87021 DISC FOOT RD FOR HD & DE- LUXE ATWOOD POWER JACK



Camper Stabilizers

Our 77 series stabilizer is commonly used in the RV market as a camper stabilizer. It offers a ratchet style mechanism for raising/lowering, all-steel construction and zinc plating for corrosion protection.

Part Number	Description	Adjustment Range	MFG Number
JS77	Single Stabilizer no Handle	11-1/8" - 18-3/4"	77 0323
JH78	Stabilizer Handle	N/A	78 0201



Camper Stabilizers

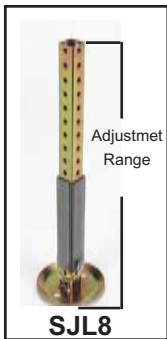
Stabilizer Jacks with Ratchet Mechanism, All steel construction. Painted black finish.

Part Number	Description	Adjustment Range
82301	Single Jack	11.5" - 17.75"
80480	Jack rod / handle Sold separately on 82301	



Camper Stabilizers

Square tube stabilizers are fabricated from high strength, structural steel tubing, and are yellow zinc plated for excellent corrosion resistance. Common applications include cargo trailers, industrial implements and equipment outriggers





Part Number	Description	OD	ID	Adjustment Range	Overall Length	MFG Number
SJL8	Assembly drop leg outter			8" - 27"	20"	SJL80300

STABILIZER JACKS WITH FEET & CASTERS

* = Special Order/Non-Stock

B

JACK PARTS

	Part # 018006 Post with wheel Replacement for 165311 jack
	Part # 018155 AFRAME SW GEAR BOX 165 SER RACK JACK FITS POSTS W/EX- TERNAL GEARS