

Jacks & Components

- 5th Wheel Jack
- A-Frame Jacks
- Swivel & Pipe Mount
- Marine Jacks
- No Mount Jacks
- Drop Leg Jacks
- Electric Jacks
- Stabilizers & Scissor Jacks
- Jack Components

Jacks & Components

Jacks 5th Wheel



75340



75360



75391



TTJRV8000



TTRVLGHDL

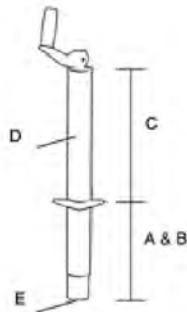


TTRVLGRDBOX

A: Mfg.

Item Number	Alias number	Description	SO	A
75340	75333	Jack 6K 5th Wheel Manual Pair		Atwood
75360		Pull Pin Spring Landing Gear		Atwood
75391		Electric Jack Motor 12V		Atwood
TTJRV8000		Jack 8K 5th Wheel Manual Pair-Telescoping Adjustable Connector tube from 48in to 68in		Tuff-Tow
TTRVLGHDL		Manual Handle		Tuff-Tow
TTRVLGRDBOX		Gear Box 3:1 Reduction		Tuff-Tow

Jacks A-Frame 1K



165311



80000



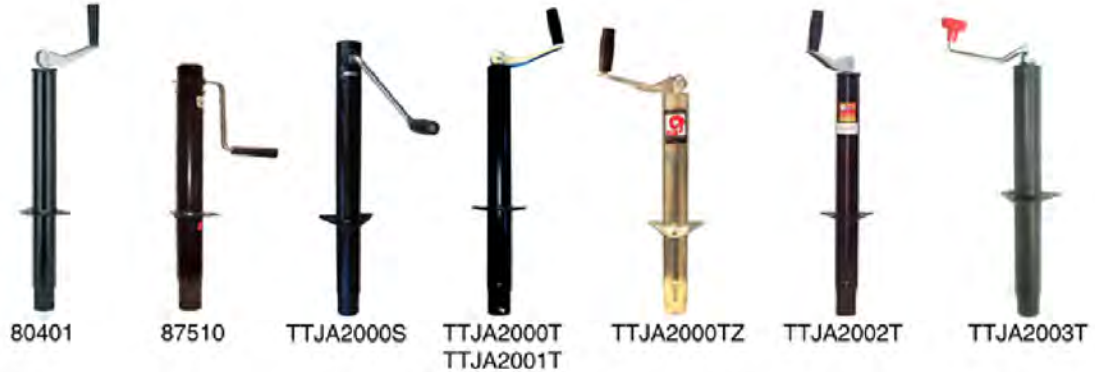
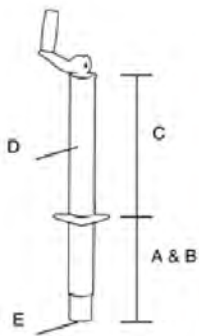
80009

A: Retracted B: Extended C: Bracket to Top D: Case OD E: Leg OD F: Mfg.

Item Number	Description	A	B	C	D	E	F	Extra Info
165311	Jack 0.75K Ratchet SW	8.5in	22.75in	20in	1.625in	----	Cequent	Steel Wheel
80000	Jack 1K A-Frame Rd SW	9in	24.5in	15.5in	2in	1.78in	Atwood	w/Slot
80009	Jack 1K A-Frame Rd TW	8.5in	23.75in	13.375in	2in	----	Atwood	----

Jacks & Components

Jacks A-Frame 2K



A: Retracted B: Extended C: Bracket to Top D: Case OD E: Leg OD F: Mfg.

Item Number	Description	SO	A	B	C	D	E	F	Extra Info
80401	Jack 2K A-Frame Rd TW		9in	23in	13.25in	2.2in	2in	Atwood	w/Slot
87510	Jack 2K A-Frame Rd SW		9in	23.5in	16in	2.197in	2in	Atwood	w/Slot
TTJA2000S	Jack 2K A-Frame Rd SW		9in	22in	13in	2.26in	2in	Tuff-Tow	w/Hole
TTJA2000T	Jack 2K A-Frame Rd TW		9in	22.5in	13in	2.2in	2in	Tuff-Tow	w/Hole
TTJA2000TZ	Jack 2K A-Frame Rd TW		8in	22.5in	13in	2.2in	2in	Tuff-Tow	w/Hole Zinc
TTJA2001T	Jack 2K A-Frame Rd TW		5.5in	20.75in	15.75in	2.269in	----	Tuff-Tow	w/Hole
TTJA2002T	Jack 2K A-Frame Rd TW		9in	24in	13in	2.26in	2in	Tuff-Tow	w/Hole
TTJA2003T	Jack 2K A-Frame Rd TW		8.25in	23.5in	12in	2.264in	2in	Tuff-Tow	w/Hole

Jacks A-Frame 3k

A: Retracted B: Extended C: Bracket to Top D: Case OD E: Leg OD F: Mfg.

Item Number	Description	A	B	C	D	E	F
155010	Jack 3K A-Frame SW	7.5in	20.75in	14.5in	2.249in	2in	Cequent



Jacks & Components

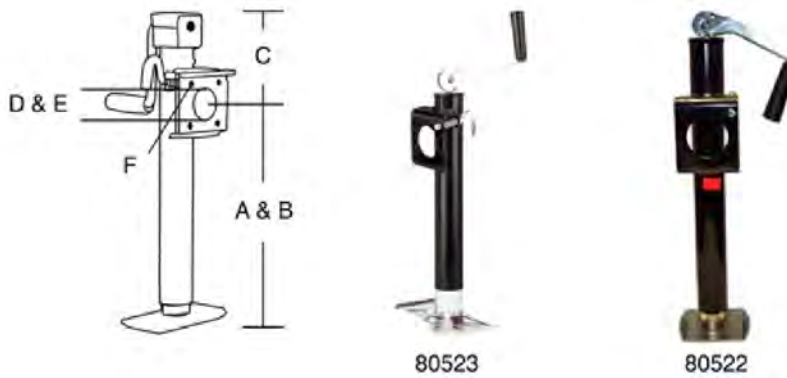
Jacks A-Frame 5K



A: Retracted B: Extended C: Bracket to Top D: Case OD E: Leg OD F: Mfg.

Item Number	Description	SO	A	B	C	D	E	F	Extra Info
80391	Jack 5K A-Frame TW		11in	25in	10.5in	2.197in	2in	Atwood	----
TTJA5000T	Jack 5K A-Frame TW		11in	25in	10.5in	2.197in	2in	Tuff-Tow	Blk Handle
TTJA5000TR	Jack 5K A-Frame Rd TW		11in	26in	10.75in	2.27in	2in	Tuff-Tow	w/Hole-Red Claw Handle

Jacks Swivel & Pipe Mount 1K




A: Retracted B: Extended C: Bracket to Top D: Mount ID
E: Mount OD F: Pin OD G: Mfg.

Item Number	Description	A	B	C	D	E	F	G
80522	Jack 1K Swing w/Foot TW	14.75in	29in	6in	2.496in	----	1/2in	Atwood
80523	Jack 1K Swing w/Foot TW	11.625in	22in	3.25in	2.449in	----	1/2in	Atwood

Jacks & Components

Jacks Swivel & Pipe Mount 2K



A: Retracted B: Extended C: Bracket to Top D: Mount ID
E: Mount OD F: Pin OD G: Mfg.

Item Number	Description	SO	A	B	C	D	E	F	G	Extra Info
154102	Jack Swivel Series 154 SW		11in	21in	6.375in	.750in	----	1/2in	Cequent	Zinc
80459	Jack 2K Pipe Mount TW		9in	19.5in	6.5in	2.045in	2.506in	5/8in	Atwood	w/o Pipe-w/Pin
80519	Jack 2K Snap Ring TW		12in	22in	3.5in	2.49in	----	1/2in	Atwood	w/Foot
81264	Jack 2K Pipe Mount TW		11in	25in	14.5in	2.045in	2.506in	5/8in	Atwood	w/o Pipe-w/Pin
81353	Jack 2K Tube TW		16in	29in	6.5in	2.045in	2.506in	5/8in	Atwood	w/Pipe/Pin
82332	Jack 2K Tubular Swivel SW		12in	21in	3.5in	2.045in	2.505in	5/8in	Atwood	w/o Pipe-w/Pin
CU28320	Jack 2K Pipe Mount TW		11in	21in	4in	2.045in	2.505in	9/16in	Curt	w/Foot/Pipe/Pin
TTJP2000S	Jack 2K Pipe Mount SW		11in	21in	6.5in	2.065in	2.503in	9/16in	Tuff-Tow	w/Pipe
TTJP2000T	Jack 2K Pipe Mount 10" TW		11in	21in	4in	2.045in	2.505in	9/16in	Tuff-Tow	w/Foot/Pipe/Pin
TTJP2002S	Jack 2K Pipe Mount SW		14.5in	29.5in	12in	2.065in	2.505in	9/16in	Tuff-Tow	w/Pipe/Pin
TTJP2002T	Jack 2K Pipe Mount 15" TW		14.5in	29.5in	3.75in	2.045in	2.506in	9/16in	Tuff-Tow	w/Pipe/Pin
TTJS2000S	Jack 2K Bracket Mount SW		11in	20.5in	6.5in	2.50in	N/A	1/2in	Tuff-Tow	----
TTJS2000T	Jack 2K Swivel Tongue TW		11in	21in	4in	2.50in	N/A	1/2in	Tuff-Tow	w/Foot
TTJS2000TZ	Jack 2K Swivel TW		11in	21in	4in	2.50in	N/A	1/2in	Tuff-Tow	w/Foot
TTJS2002S	Jack 2K Swivel SW		14.5in	29.5in	1/2in	2.50in	N/A	1/2in	Tuff-Tow	----
TTJS2002T	Jack 2K Swivel TW		14.5in	29.5in	1/2in	2.50in	N/A	1/2in	Tuff-Tow	----

Jacks & Components

Jacks & Components

Jacks Swivel & Pipe Mount 5K




A: Retracted B: Extended C: Bracket to Top D: Mount ID
 E: Mount OD F: Pin OD G: Mfg.

Item Number	Description	SO	A	B	C	D	E	F	G	Extra Info
171401	Jack 5K Snap Ring TW		11in	21in	4in	2.49in	----	1/2in	Cequent	w/Mount
171412	Jack 5K Swivel TW		14.5in	29.50in	4in	2.49in	----	1/2in	Cequent	----
82471	Jack 5K Pipe Mount TW		11.5in	25in	14.5in	2.035in	2.505in	7/8in	Atwood	w/Pin
E140148	Jack 5K Pipe Mount TW		14.7in	29.7in	10in	2.032in	2.507in	5/8in	Cequent	w/Pipe
TTJDP5000FLT	Jack 5K SQ TW		15in	30in	7in	2.52in	2.98in	5/8in	Tuff-Tow	Pipe Mount Weld-On 1/2in Pin
TTJP5000S	Jack 5K Pipe Mount SW		11in	21in	4in	2.035in	2.507in	9/16in	Tuff-Tow	w/Pipe
TTJP5000T	Jack 5K Pipe Mount TW		11in	21in	4in	2.035in	2.507in	9/16in	Tuff-Tow	w/Pipe
TTJP5002S	Jack 5K Pipe Mount SW		15.5in	31in	4in	2.035in	2.500in	5/8in	Tuff-Tow	w/Pipe
TTJP5002SZ	Jack 5K Pipe Mount SW		15.5in	30in	4in	2.035in	2.505in	5/8in	Tuff-Tow	Zinc
TTJP5002T	Jack 5K Pipe Mount TW		15in	29.5in	4in	2.033in	2.500in	9/16in	Tuff-Tow	w/Pipe

Jacks & Components

Jacks Swivel & Pipe Mount 7K



A: Retracted B: Extended C: Bracket to Top D: Mount ID
E: Mount OD F: Pin OD G: Mfg.

Item Number	Description	A	B	C	D	E	F	G	Extra Info
198100	Jack 7K Swivel TW	10.8in	20.5in	4.5in	2.038in	2.510in	5/8in	Cequent	w/Pipe
TTJP7000S	Jack 7K Pipe Mount SW	11in	21in	4in	2.035in	2.505in	5/8in	Tuff-Tow	w/Pipe
TTJP7002S	Jack 7K Pipe Mount SW	16in	31in	3.5in	2.045in	2.510in	5/8in	Tuff-Tow	----
TTJP7002T	Jack 7K Swivel TW	15.5in	30in	4in	2.045in	2.510in	5/8in	Tuff-Tow	----

Jacks Marine 600lbs, 800lbs & 1K

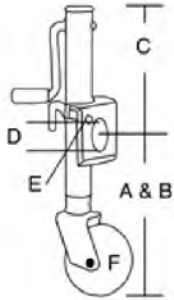


A: Retracted B: Extended C: Bracket to Top D: Mount ID
E: Pin OD F: Wheel OD G: Mfg.

Item Number	Description	SO	Color	A	B	C	D	E	F	G	Extra Info
80043	Jack 0.5K Swing TW		Zinc	13in	21.5in	6in	2.505in	1/2in	6in	Atwood	N/A
80057	Jack 1K Swing SW		Zinc	11.5in	25.5in	17.5in	2.505in	1/2in	6in	Atwood	w/Wheel
87535	Jack 0.5K Swing SW		Zinc	14in	24in	10in	2.505in	1/2in	5.5in	Atwood	w/Wheel
TTJM1000S	Jack 1K Swing SW		Zinc	11.5in	25.5in	17.5in	2.505in	1/2in	6in	Tuff-Tow	w/Wheel

Jacks & Components

Jacks Marine 1.2K, 1.5K & 1.6K



1413020134



JXP15



TTJM1200S



TTJM1500S

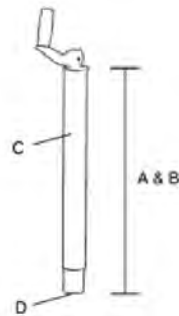


TTJM1500SD

A: Retracted B: Extended C: Bracket to Top D: Mount ID
E: Pin OD F: Wheel OD G: Mfg.

Item Number	Description	SO	Color	A	B	C	D	E	F	G	Extra Info
1413020134	Jack 1.6K F2 Screw SW		Aluminum	13.5in	22in	12.5in	N/A	5/8in	7in	Cequent	w/Mount-2 Wheels
JXP15	Jack 1.5K Bolt-Thru SW		Zinc	13in	25in	12.5in	.75in	1/2in	8in	Cequent	w/Mount
TTJM1200S	Jack 1.2K Bolt-Thru SW		Zinc	13in	23.5in	10.5in	2.505in	1/2in	6in	Tuff-Tow	w/Mount Plate
TTJM1500S	Jack 1.5K Swivel Bolt-Thru SW		Zinc	13in	25in	12.5in	2.505in	1/2in	8in	Tuff-Tow	w/Mount
TTJM1500SD	Jack 1.5K Bolt-Thru SW		Zinc	12.75in	24in	1/2in	6in	12in	6in	Tuff-Tow	Dual Caster

Jacks No Mount 1K



80036
80167



80126

A: Retracted B: Extended C: Case OD D: Leg OD E: Mfg.

Item Number	Description	SO	A	B	C	D	E	Extra Info
5284	Jack Tilt-Bed Screw	Yes	----	----	----	----	Demco	----
80036	Jack 1K No Mount TW		19.250in	31.250in	2.024in	1.785in	Atwood	w/Slot
80126	Jack 1K No Mount SW		21.5in	35.5in	2.006in	1.785in	Atwood	w/Slot
80167	Jack 1K No Mount TW		21.625in	36.5in	2.008in	1.785in	Atwood	w/Slot

Jacks & Components

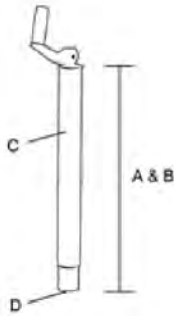
Jacks No Mount 2K

A: Retracted B: Extended C: Case OD D: Leg OD E: Mfg.

Item Number	Description	A	B	C	D	E	Extra Info
150052	Jack 2K No Mount SW	23.5in	39in	2.275in	2.012in	Cequent	w/Holes



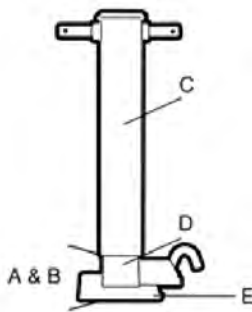
Jacks No Mount 5K



A: Retracted B: Extended C: Case OD D: Leg OD E: Mfg.

Item Number	Description	A	B	C	D	E	Extra Info
170148	Jack 2K-5K Drop-Thru TW	21.5in	36.5in	2.275in	2.012in	Cequent	w/Holes
195352	Jack 5K Non Drop Leg Sq SW	24.5in	39.5in	2.265in	1.980in	Cequent	3K Lift
80380	Jack 5K Drop-Thru TW	21.5in	35.5in	2.275in	2.012in	Atwood	----

Jacks Drop Leg 2K-5K



A: Retracted B: Extended C: Case OD D: Leg OD E: Drop Leg OD F: Lift Capacity G: Bracket to Top

Note: 5,000 lbs. Support Capacity - 3,000 lbs. Lift Capacity

Item Number	Description	A	B	C	D	E	F	G	H	Extra Info
195318	Jack 5K Drop Leg A-Frame TW	22.5in	37.5in	2.255in	1.982in	1.720in	3K	13.5in	Cequent	Leg 5 Hole 17.5in 1/2in Pin
TTJD5000S	Jack 5K Drop Leg SW	24.5in	39.5in	2.265in	1.982in	1.720in	3K	----	Tuff-Tow	Leg 5 Hole 18in 1/2in Pin
TTJD5000T	Jack 5K Drop Leg Sq TW	22.5in	37.5in	2.255in	1.982in	1.720in	3K	----	Tuff-Tow	Leg 5 Hole 17.5in 1/2in Pin

Jacks & Components

Jacks & Components

Jacks Drop Leg 7K - 8K



A: Retracted **B:** Extended **C:** Case OD **D:** Leg OD **E:** Drop Leg OD **F:** Lift Capacity **G:** Mfg.
Note: 8,000 lbs. Support Capacity - 5,000 lbs. & 7,000 lbs lift Capacity

Item Number	Description	SO	A	B	C	D	E	F	G	Extra Info
TTJD7000S	Jack 8K Drop Leg SW		23.5in	38.5in	2.565in	2.25in	1.99in	7K	Tuff-Tow	9/16in Pin
TTJD7000T	Jack 8K Drop Leg Sq TW		25.53in	40.5in	2.565in	2.260in	1.990in	7K	Tuff-Tow	9/16in Pin

Jacks Drop Leg 10K



A: Retracted **B:** Extended **C:** Case OD **D:** Leg OD **E:** Handle Included **F:** Spring Return **G:** Pin Direction

10K Support 8K lift Capacity **10k Support**

Item Number	Description	A	B	C	D	E	F	G	Extra Info
CU28512	Jack 12K Drop Leg SW	28.5in	54.0in	4.025in	3.525in	Yes	Yes	Front	Curt

Jacks & Components

Jacks Drop Leg 12K - 20K



A: Retracted **B:** Extended **C:** Case OD **D:** Leg OD **E:** Handle Included **F:** Spring Return **G:** Pin Direction
12K Support 10K lift Capacity **20k Support 12.5K lift Capacity**

Item Number	Description	A	B	C	D	E	F	G	Extra Info
182804	Jack 12K Drop Leg SW	27.4in	53.6in	4.025in	3.525in	Yes	Yes	Left	Cequent
182805	Jack 12K Drop Leg SW Companion	27.4in	53.5in	4.015in	3.525in	No	Yes	Right	Cequent
183802	Jack 12K 2 Speed SW	29.5in	55.6in	4.015in	3.515in	No	Yes	Front	Cequent
TTJD12000S	Jack 12k Drop Leg SW	28.5in	54.0in	4.015in	3.525in	Yes	No	Left	Tuff-Tow
TTJD12000SPFS	Jack 12K Drop Leg SW	28.5in	54.0in	4.025in	3.525in	Yes	Yes	Front	Tuff-Tow
TTJD12000SPRS	Jack 12K Drop Leg SW	28.5in	54.0in	4.015in	3.525in	Yes	Yes	Right	Tuff-Tow
TTJD12000T	Jack 12K Drop Leg TW	23.5in	49.0in	4.015in	3.515in	Yes	No	Right	Tuff-Tow
TTJD25000	Jack 25K Drop Leg SW	28.5in	54in	4-3/8in	4in	No	Yes	Front	Tuff-Tow
TTJD2SP12000SPS	Jack 12K 2 Speed SW	28.5in	54.0in	4.015in	3.515in	Yes	Yes	Front	Tuff-Tow
TTJD2SP25000	Jack 25K 2 Speed SW	28.5in	54in	4-3/8in	4in	Yes	Yes	Front	Tuff-Tow
TTJD2SPSET50000	Jack 50K Drop Leg Set	28.5in	54in	4-3/8in	4in	Yes	Yes	Front	Tuff-Tow

Jacks & Components

Jacks & Components

Electric Jacks



A: Retracted B: Extended C: Bracket to Top D: Case OD
E: Leg OD F: Cap G: Mfg.

Item Number	Description	SO	A	B	C	D	E	F	G	Extra Info
0093500	Jack Electric Tongue		9-1/4in	24x6in	17-1/2in	2.21in	2in	3500lbs	Buyers	----
182420	Powered Drive Kit w/Hardware		N/A	N/A	N/A	N/A	N/A	7500lbs	Bulldog	3in Min Lift
500185	Jack A-Frame w/Power Drive		9-5/8in	27in	28-1/2in	2.26in	1.96in	4000lbs	Bulldog	w/Light
66369	Jack Duraleg Single w/Controls		----	58in	38in	4in	3-1/2in	10,000lbs	Atwood	Square
80236	Jack A-Frame Electric		10-1/8in	25in	23-1/2in	2.01in	1.77in	1500lbs	Atwood	Lightweight
80515	Jack A-Frame Electric		10-1/8in	25n	23-1/2in	2.21in	2in	2500lbs	Atwood	Deluxe-w/Light
80718	Jack A-Frame Electric HD		10.125in	29.125in	14.75in	2.21in	2in	3500lbs	Atwood	15in per min.
87570	Jack & Camper Power Switch		N/A	N/A	N/A	N/A	N/A	N/A	Atwood	12-Volt
87891	Jack Power Handle		N/A	N/A	N/A	N/A	N/A	N/A	Atwood	Acme & Electric
LC138445	Jack Electric Stabilizer Motor	Yes	N/A	N/A	N/A	N/A	N/A	N/A	Lippert	C-800
TTJE3508WBX	Jack A-Frame Electric w/Light		9in	22.5in	22in	2.20in	1.97in	3500lbs	Tuff-Tow	4.5 Ext. Drop Ft

Jacks & Components

Stabilizers Scissor Jacks



80480
TTJSH



SJL8



TTJS18



TTJS18Z



TTJS22



TTJS22Z



TTJS24
TTJS30

A: Length B: Capacity C: Mfg.

Item Number	Description	SO	Color	A	B	C
80480	Jack Handle for 82301		Plain	12in	N/A	Atwood
SJL8	Jack Dropleg Weld-On		Zinc	8-27in	2000lbs	Cequent
TLA7005	Round Jack Wobbl Stoppr		Stainless	N/A	N/A	Torklift
TLA7009	Jack Capping Kit		Black	N/A	N/A	Torklift
TLA7015	Square Jack Wobbl Stoppr		Stainless	N/A	N/A	Torklift
TTJS18	Jack Stabilizer Only		Black	18in	650lbs	Tuff Tow
TTJS18Z	Jack Stabilizer Only		Zinc	18in	650lbs	Tuff Tow
TTJS22	Jack Stabilizer Only		Black	22in	650lbs	Tuff Tow
TTJS22Z	Jack Stabilizer		Zinc	22in	1K	Tuff-Tow
TTJS24	Jack Scissor Stabilizer		Black	24in	5000lbs	Tuff Tow
TTJS24K	Jack Stabilizer w/Handle		Black	24in	5K	Tuff-Tow
TTJS30	Jack Scissor Stabilizer		Black	30in	5000lbs	Tuff Tow
TTJSH	Scissor Jack Handle		Silver	27in	N/A	Tuff-Tow

Jack Bearings

A: Jack Capacity

Item Number	Description	SO	A	Extra Info
1623-2RS	Bearing Sealed 1-3/8 x .625 x .4375in	Yes	----	Tuff-Tow
TTJD12000BR	Bearing 2 x .88 x .62in		12K	Tuff-Tow



Jacks & Components

Jack Caps



80456
80457



84120



TTJA2000SCP
TTJA2000SCPP



TJD-7000S-CP

A: Size

Item Number	Description	SO	A	B	Extra Info
80456	Replacement Cap 2K		2in	Atwood	Side-Wind/New Style 00-Up
80457	Replacement Cap 1K		1.75in	Atwood	Side-Wind/New Style 00-Up
84120	Jack Cover 2K		2.285x2.155in	Atwood	Old Style
TTJA2000SCP	Cap SW 2K		2.1in	Tuff-Tow	Tuff-Tow Jack Only
TTJA2000SCPP	Cap SW 2K		2.1in	Tuff-Tow	Tuff-Tow Jack Only

Jack Gears



075030
25524
71258



80454
80455
80465



TTJD12000SHABU



TTJD12000GR



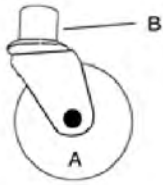
TTJA2000SGR
TTMJ1000BGR

A: Jack Capacity

Item Number	Description	SO	A	Extra Info
075030	Gear Kit for 5th Wheel Jack		4K	Atwood
25524	Gear Kit Side Wind		1K	Atwood
71258	Gear Kit		---	Atwood
80454	Gear Kit w/Handle/Cap		.5K	Atwood
80455	Gear Kit Large Tube Bevel		1K	Atwood
80465	Gear Kit Large Tube		2K	Atwood
TTJA2000SGR	Gear Kit Side Wind		2K/5K	Tuff-Tow
TTJD12000GR	Gear Kit Side Wind		12K	Tuff-Tow
TTJD12000SHABU	Handle Shaft w/Brass Bushings		N/A	Tuff-Tow
TTMJ1000BGR	Gear Kit Marine Swivel		1K	Tuff-Tow

Jacks & Components

Jack Caster Wheels



80259



80552



CU28276



JCP555



TTJC101



TTJWK6P



TTJWK8P

A: Wheel Size B: Hole ID C: Capacity

Item Number	Description	SO	A	B	C	Extra Info
80259	Caster Duraplas Jack		6in	1.75in	1K	Atwood
80552	Caster Duraplas Jack		6in	2.025in	2-5K	Atwood
CU28276	Caster Wheel Jack		6in	2in	1.2K	Curt
JCP555	Caster Pheno Jack RD		6in	2.055in	1.5K	Bulldog
TTJC101	Caster Wheel Poly Jack		6in	2in	2-5K	Tuff-Tow
TTJWK6P	Caster Replacement w/Bolts		6in	1/2in	1200lbs	Tuff-Tow
TTJWK8P	Caster Replacement w/Bolts		8in	1/2in	1500lbs	Tuff-Tow

Jack Foot



80260



87021



CU28271



82650



80261



82660
TTJF101B



FW88-00-6500



JF2000I



TJD-7000-FT



TTJF100



TTJF100Z



TTJF99

A: Hole ID B: Capacity C: Length

Item Number	Description	SO	Color	A	B	C	Extra Info
80260	Jack Foot Extension			1.790in	1K	2in	Atwood
80261	Jack Foot Extension			1.800in	1K	7.750in	Atwood
82650	Jack Foot Extension Short			2.035in	5K	2.750in	Atwood
82660	Jack Foot Extension			2.035in	2-5K	8.250in	Atwood
87021	Power Jack Disc Foot			2.035in	3.5K	2.750in	Atwood
CU28271	Jack Foot w/Hardware			2in	2K	1.5in	Curt
FW88-00-6500	Jack Foot Auto Flip 2-1/4in			----	----	----	Fastway
JF2000I	Jack Foot			2.025in	2-5K	8.5in	Bulldog
TJD-7000-FT	Jack Drop Leg			1.975in	7K	18in	Tuff-Tow
TTJF100	Jack Foot w/Hardware			2.025in	2-5K	2in	Tuff-Tow
TTJF100Z	Jack Foot w/Hardware Zinc	Yes		2.025in	2-5K	2in	Tuff-Tow
TTJF101	Jack Foot 2-5K			2.025in	2-5K	8.5in	Tuff-Tow
TTJF101B	Jack Foot Extension			2.035in	2-5K	8.125in	Tuff-Tow
TTJF99	Jack Foot Plate w/Bolts		Zinc	----	2K	1.5in	Tuff-Tow

Jacks & Components

Jacks & Components

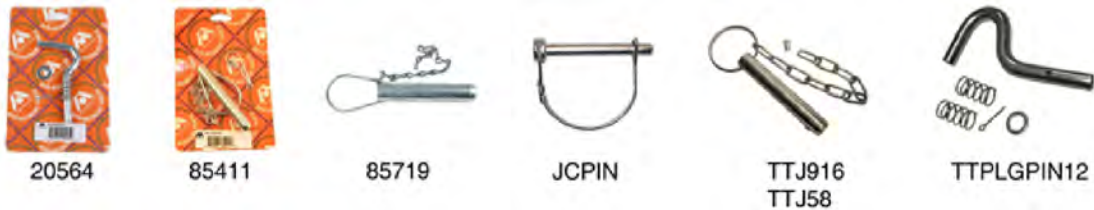
Jack Handles



A: Handle Length B: Handle Diameter

Item Number	Description	SO	Color	A	B	Extra Info
018917	Jack TW Handle Knob 150-170 Model		Red Knob	8in	0.500in	Fulton
25526	Jack SW Handle		Black Handle	6.5in	0.500in	Atwood
500134	Jack TW Handle Crank Kit F2		Black	6.5in	0.900in	Fulton
82700	Jack TW Handle Replacement		Black Handle	7in	0.800in	Atwood
TJA2000HD	Jack TW Handle w/Nut & Bolt		Black Handle	6in	1/2in	Tuff-Tow
TJA-2000S-HD	Jack SW Handle JAS214		Black Handle	6in	1/2in	Tuff-Tow
TTHDKBBLK	Jack SW Handle Knob		Black	3.625in	1/2in ID	Tuff-Tow
TTHDKBBLKP	Jack SW Handle Knob-Pkg		Black	3.625in	1/2in ID	Tuff-Tow
TTJD12HD	Jack Handle 12K w/Nut & Bolt		Black	16.5in	1.250in	Tuff-Tow
TTJD7000HD	Jack TW Handle w/Gear Pin		Black	7.5in	1/2in	Tuff-Tow
TTJPBHD	Jack TW Handle		Red Knob	7in	1/2in	Tuff-Tow

Jack Pins



A: Diameter B: Length C: Mfg.

Item Number	Description	SO	A	B	C	Extra Info
20564	Plunger Pin Kit		3/8in	2.340in	Atwood	w/Hardware
85411	Replacement Pin & Clip Kit		5/8in	3.735in	Atwood	w/Chain
85719	Jack 5K Pipe Mount Pin		7/8in	4.140in	Atwood	w/Chain
JCPIN	Jack Foot Caster Pin		5/16in	2.755in	Tuff-Tow	N/A
TJD-7000S-PN	Pin/Clip w/Chain Import Jack		9/16in	3.625in	Tuff-Tow	7K Capacity
TTJ58	Pin & Chain		5/8in	3.183in	Tuff-Tow	N/A
TTJ916	Pin & Chain		9/16in	3in	Tuff-Tow	N/A
TTPLGPIN12	Pin Plunger Kit		1/2in	N/A	Tuff-Tow	N/A

Jacks & Components

Jack Mounts, Rings & Plates



A: Pipe ID B: Pipe OD C: Pin OD D: Jack Hole E: Mfg.

Item Number	Description	SO	A	B	C	D	E	F	Extra Info
015273	Bracket Pipe Mount		1.50in	2in	9/16in	N/A	Cequent		Weld-On
015279	Pipe Mount		1.5in	2in	5/8in	N/A	Cequent		Weld-On
81271	Bracket Tubular Mount 2K		1.50in	2in	5/8in	N/A	Atwood		Weld-On
82500	Bracket Tubular Mount 5K		2.50in	3in	7/8in	N/A	Atwood		Weld-On
84032	Snap Ring for Jack		2.25in	N/A	N/A	2.30in	Atwood		N/A
87176	Bolt A-Frame Jack Coupler		N/A	N/A	N/A	N/A	Atwood		N/A
87501	Bracket Snap Ring		N/A	N/A	1/2in	2.49in	Atwood		Weld-On
87502	Bracket Mount Zinc		N/A	N/A	1/2in	2.49in	Atwood		Bolt-On/New Style
JPQ9810	Square Jack Mount		2in	2.5in	5/8in	N/A	Cequent		w/Pin & Chain
JPQM19	Square Tube Mount Male		1.5in	2in	5/8in	N/A	Cequent		Weld-On
JSPBQ500300	Plate Bottom Support		N/A	N/A	N/A	2.30in	Cequent		Square Hole
TTJ2RING	Snap Ring for Jack		2.25in	N/A	N/A	2.30in	Tuff-Tow		N/A
TTJ2RINGP	Snap Ring for Jack		2.25in	N/A	N/A	2.30in	Tuff-Tow		Pkgd
TTJBMB	Mounting Bracket		N/A	N/A	1/2in	2-1/2in	Tuff-Tow		N/A
TTJBMB3	Mounting Bracket		N/A	N/A	1/2in	2-1/2in	Tuff-Tow		N/A
TTJM100	A-Frame Jack Mount		myr	N/A	N/A	2.30in	Tuff-Tow		Weld-On
TTJFPF	Jack Female Mount		2-1/2in	3in	1/2in	N/A	Tuff-Tow		N/A
TTJPIP	Jack Pipe Male 9/16		N/A	2in	9/16in	N/A	Tuff-Tow		Weld-on
TTJPIP58	Jack Pipe Male 5/8		N/A	2in	5/8in	N/A	Tuff-Tow		Weld-on
TTJPOP58	Jack Mount Female		2in	2.50in	5/8in	N/A	Tuff-Tow		w/o Pin & Chain
TTJSRB	Snap Ring Jack Mount Bracket		N/A	N/A	1/2in	N/A	Tuff-Tow		Weld-On
TTJSRBP	Snap Ring Jack Mount Bracket		N/A	N/A	1/2in	2.49in	Tuff-Tow		Weld-On
TTMJ100BMBB	Mounting Bars & Bolts		N/A	N/A	N/A	N/A	Tuff-Tow		N/A

Jacks & Components

TRAILER & TOWING PARTS

The central logo is a circular emblem with a yellow border and a white center. The text "TUFF TOW" is written in blue, bold, sans-serif capital letters along the top inner edge of the circle. The text "PRODUCTS" is written in yellow, bold, sans-serif capital letters along the bottom inner edge of the circle. In the center of the white circle, the letters "HTP" are written in blue, bold, sans-serif capital letters.

www.tuff-tow.com

The Facebook logo is located in the bottom right corner of the advertisement, featuring the word "facebook" in its characteristic font next to the blue "f" icon.

Jacks & Components